



**Ontario Provincial Police
South Bruce Detachment**

Inspector Krista Miller

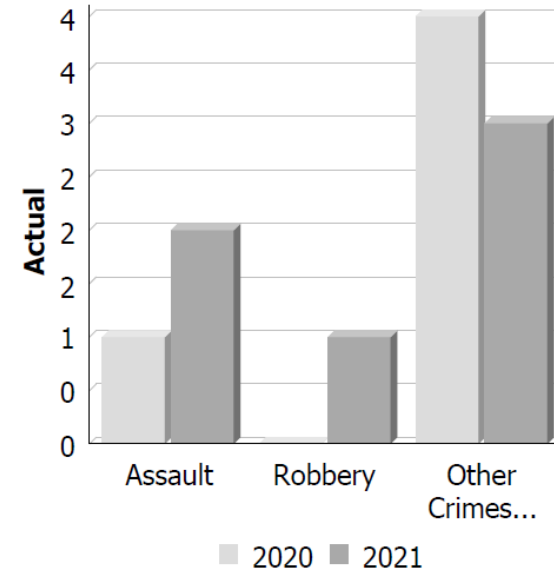
**Detachment Commander's Report
Brockton Police Services Board**

April 2021

Police Services Board Report for Brockton
Records Management System
April - 2021

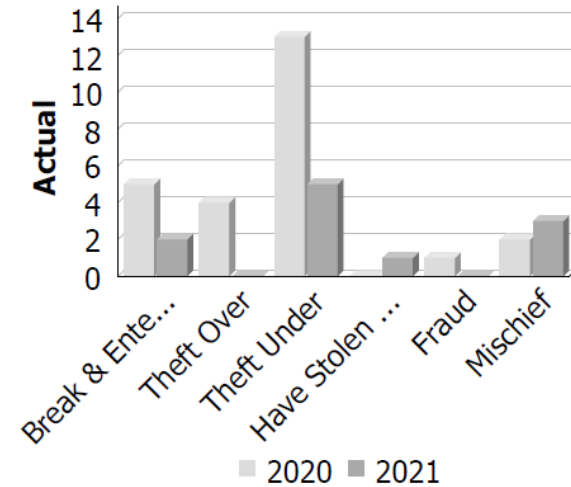
Violent Crime

| Actual | April | | | Year to Date - April | | |
|-------------------------------|----------|----------|--------------|----------------------|-----------|---------------|
| | 2020 | 2021 | % Change | 2020 | 2021 | % Change |
| Murder | 0 | 0 | -- | 0 | 0 | -- |
| Other Offences Causing Death | 0 | 0 | -- | 0 | 0 | -- |
| Attempted Murder | 0 | 0 | -- | 0 | 0 | -- |
| Sexual Assault | 0 | 0 | -- | 2 | 1 | -50.0% |
| Assault | 1 | 2 | 100.0% | 14 | 9 | -35.7% |
| Abduction | 0 | 0 | -- | 0 | 1 | -- |
| Robbery | 0 | 1 | -- | 0 | 1 | -- |
| Other Crimes Against a Person | 4 | 3 | -25.0% | 12 | 11 | -8.3% |
| Total | 5 | 6 | 20.0% | 28 | 23 | -17.9% |



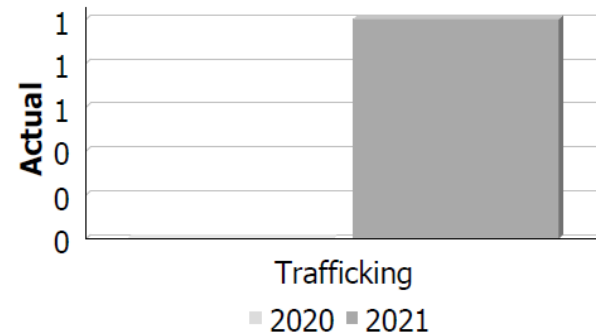
Property Crime

| Actual | April | | | Year to Date - April | | |
|-------------------|-----------|-----------|---------------|----------------------|-----------|---------------|
| | 2020 | 2021 | % Change | 2020 | 2021 | % Change |
| Arson | 0 | 0 | -- | 0 | 0 | -- |
| Break & Enter | 5 | 2 | -60.0% | 24 | 6 | -75.0% |
| Theft Over | 4 | 0 | -100.0% | 8 | 3 | -62.5% |
| Theft Under | 13 | 5 | -61.5% | 29 | 17 | -41.4% |
| Have Stolen Goods | 0 | 1 | -- | 0 | 3 | -- |
| Fraud | 1 | 0 | -100.0% | 18 | 11 | -38.9% |
| Mischief | 2 | 3 | 50.0% | 17 | 6 | -64.7% |
| Total | 25 | 11 | -56.0% | 96 | 46 | -52.1% |



Drug Crime

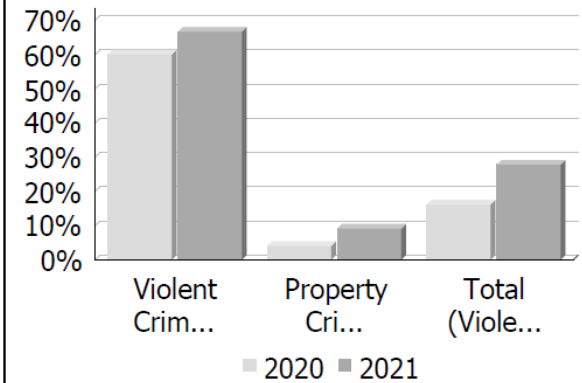
| Actual | April | | | Year to Date - April | | |
|----------------------------|----------|----------|-----------|----------------------|----------|---------------|
| | 2020 | 2021 | % Change | 2020 | 2021 | % Change |
| Possession | 0 | 0 | -- | 0 | 0 | -- |
| Trafficking | 0 | 1 | -- | 1 | 2 | 100.0% |
| Importation and Production | 0 | 0 | -- | 0 | 0 | -- |
| Total | 0 | 1 | -- | 1 | 2 | 100.0% |



Police Services Board Report for Brockton
Records Management System
April - 2021

Clearance Rate

| Clearance Rate | April | | | Year to Date - April | | |
|---|--------------|--------------|--------------|----------------------|--------------|--------------|
| | 2020 | 2021 | Difference | 2020 | 2021 | Difference |
| Violent Crime | 60.0% | 66.7% | 6.7% | 67.9% | 87.0% | 19.1% |
| Property Crime | 4.0% | 9.1% | 5.1% | 12.5% | 15.2% | 2.7% |
| Drug Crime | -- | 0.0% | -- | 0.0% | 50.0% | 50.0% |
| Total (Violent, Property & Drug) | 16.1% | 27.8% | 11.6% | 28.0% | 41.9% | 13.9% |



Police Services Board Report for Brockton
2021/Apr

| Public Complaints | |
|--------------------------|---|
| Policy | 0 |
| Service | 0 |
| Conduct | 0 |

Date information collected from Professional Standards Bureau Commander Reports: 2021-05-07

Data Source

Ontario Provincial Police, Professional Standards Bureau Commander Reports

- Includes all public policy, service and conduct complaints submitted to the Office of the Independent Police Review Director (OIPRD)

| Secondary Employment |
|-----------------------------|
| |



Calls For Service (CFS) Billing Summary Report Municipality of Brockton

| Billing Categories <i>(Billing categories below do not match traditional crime groupings)</i> | 2021 | | | | | 2020 | | | |
|--|------------|--------------|---------------|-----------------------------|--|------------|--------------|---------------|-----------------------------|
| | April | Year to Date | Time Standard | Year To Date Weighted Hours | | April | Year to Date | Time Standard | Year To Date Weighted Hours |
| Violent Criminal Code | 7 | 30 | 16.0 | 480.0 | | 7 | 31 | 16.0 | 496.0 |
| Property Crime Violations | 13 | 52 | 6.5 | 338.0 | | 26 | 102 | 6.5 | 663.0 |
| Other Criminal Code Violations (Excluding traffic) | 9 | 29 | 7.8 | 226.2 | | 13 | 72 | 7.8 | 561.6 |
| Drug Possession | 1 | 3 | 6.5 | 19.5 | | 1 | 1 | 6.5 | 6.5 |
| Drugs | 1 | 2 | 45.9 | 91.8 | | 0 | 1 | 45.9 | 45.9 |
| Statutes & Acts | 15 | 52 | 3.4 | 176.8 | | 18 | 47 | 3.4 | 159.8 |
| Operational | 74 | 266 | 3.6 | 957.6 | | 74 | 248 | 3.6 | 892.8 |
| Operational2 | 13 | 66 | 1.3 | 85.8 | | 18 | 51 | 1.3 | 66.3 |
| Traffic | 13 | 59 | 3.4 | 200.6 | | 7 | 76 | 3.4 | 258.4 |
| Total | 146 | 559 | | 2,576.3 | | 164 | 629 | | 3,150.3 |

Brockton – Traffic Statistics April 2021

| Offence | April 2019 | April 2020 | April 2021 | 3 Year Average |
|------------------------------------|---------------|---------------|-----------------------|-------------------|
| Traffic Complaint | 7 | 8 | 16 | 10.3 |
| Traffic Hazard | 1 | 1 | 3 | 1.6 |
| RIDE Programs | 4 | 0 | 7 | 3.6 |
| Dangerous Operation | 0 | 0 | 0 | 0 |
| Traffic Enforcement | 20 | 5 | 16 | 13.6 |
| Impaired/Over 80 | 6 | 1 | 0 | 2.3 |
| Warn Range Suspensions | 1 | 0 | 0 | 0.3 |
| Stunt Driving | 2 | 1 | 3 | 2 |
| Traffic Stops (All South Bruce) | 274 | 72 | 257 | 201 |

Brockton Motor Vehicle Collision Data By Collision

April 2021

| Incident Date | Incident Time | Location | Jurisdiction | RdHwy Intersection | Incident Type | Report Type |
|---------------|---------------|--------------------|--------------|--------------------|----------------------|---------------|
| 01 Apr 2021 | 19:00 | BRUCE ROAD 4 | BROCKTON | BRUCE ROAD 22 | Property Damage Only | Motor Vehicle |
| 10 Apr 2021 | 05:50 | CONCESSION 2 SDR | BROCKTON | MAPLE HILL | Property Damage Only | Motor Vehicle |
| 10 Apr 2021 | 13:20 | DURHAM STREET EAST | BROCKTON | MCNAB STREE | Property Damage Only | Motor Vehicle |
| 09 Apr 2021 | 16:00 | DURHAM | BROCKTON | JACKSON ST | Property Damage Only | Motor Vehicle |
| 14 Apr 2021 | 07:30 | JOHN | BROCKTON | VICTORIA | Property Damage Only | Motor Vehicle |
| 01 Apr 2021 | 15:00 | BRUCE ROAD 3 | BROCKTON | Concession 10 | Property Damage Only | Motor Vehicle |
| 08 Apr 2021 | 21:40 | BRUCE ROAD 19 | BROCKTON | BRUCE ROAD 3 | Property Damage Only | Motor Vehicle |

| | | | | | | |
|-------------|-------|-----------------|----------|---------------|----------------------|---------------|
| 18 Apr 2021 | 16:20 | PLEASURE VALLEY | BROCKTON | | Non-Fatal Injury | Motor Vehicle |
| 22 Apr 2021 | 07:20 | CONCESSION 6 | BROCKTON | Sideroad 5 | Property Damage Only | Motor Vehicle |
| 22 Apr 2021 | 08:55 | BRUCE ROAD 15 | BROCKTON | | Fatal Injury | Motor Vehicle |
| 06 Apr 2021 | 10:30 | BRUCE ROAD 22 | BROCKTON | Bruce Road 22 | Property Damage Only | Motor Vehicle |
| 29 Apr 2021 | 17:06 | SCOTT | BROCKTON | YONGE ST | Property Damage Only | Motor Vehicle |
| 23 Apr 2021 | 12:00 | DURHAM ST E | BROCKTON | | Property Damage Only | Motor Vehicle |

Brockton Police Service Board Report

Collision Reporting Summary

April 2021

| | Incidents April 2021 | | Year to Date – April 30th, 2021 | | | |
|----------------------------|---------------------------------|-------------|--|-------------|-------------|-----------------|
| | 2020 | 2021 | % Change | 2020 | 2021 | % Change |
| Fatal | 0 | 1 | 100% | 0 | 1 | 100% |
| Personal Injury | 3 | 1 | -67% | 3 | 4 | 33% |
| Property Damage | 6 | 11 | 83% | 72 | 50 | -30% |
| Total | 9 | 13 | 44% | 75 | 55 | -26% |

DETACHMENT UPDATES

- Year to date Violent Crime continues to trend downward. Overall reported Violent Crime is down over 18%
- Property Crime reporting has been significantly reduced in 2021 year to date. Frontline officers continue to conduct proactive patrols in an attempt to reduce property crime offences while members of the joint Community Street Crimes Unit thoroughly investigate these types of calls for service.
- Overall clearance rates are up in 2021 compared to 2020 in regards to Violent Crime, Property Crime and Drug Crimes.
- Proactive traffic enforcement has significantly increased in April 2021 versus April 2020. The biggest factor being more knowledge, experience and PPE usage as it relates to COVID-19. Traffic stops increased by 257% in April 2021 vs April 2020 and officers actively engaged in the Easter Long Weekend Traffic Plan issuing 140 Provincial Offence Notices across the detachment area.
- Reported Motor Vehicle Collisions remain consistent. During April 2021 South Bruce OPP investigated one fatal collision that occurred in the Municipality of Brockton that is still under investigation.

- COVID Update – South Bruce OPP detachment has seen an increase of COVID related calls for service since the implementation of the Stay-at-Home order. Officers continue to offer advice and education in relation to the current restrictions in place and thoroughly investigate each call for service independently utilizing enforcement action if necessary.
- E-Ticketing Program launched. South Bruce OPP officers are now trained to complete Provincial Offence Notices electronically utilizing in-car software. Driver's licences are scanned and tickets generated electronically.
- South Bruce OPP officers completed 27 proactive Property Checks within the Municipality of Brockton along with 17 proactive Traffic Enforcement occurrences in April 2021.
- During April of 2021, South Bruce OPP officers dedicated 32 hours to Foot Patrol within the Municipality of Brockton. Three occurrences were generated from these foot patrols including an officer issuing a Stunt Driving charge.
- Unfortunately South Bruce OPP Civilian Guard, Eric Parsons passed away recently. Eric had been with the South Bruce OPP in this capacity for approximately 20 years. Our thoughts to his family and friends at this difficult time.