



Ontario Provincial Police

# Municipality of Brockton

## Billing & Contract Overview for OPP municipal policing services

May 28, 2019



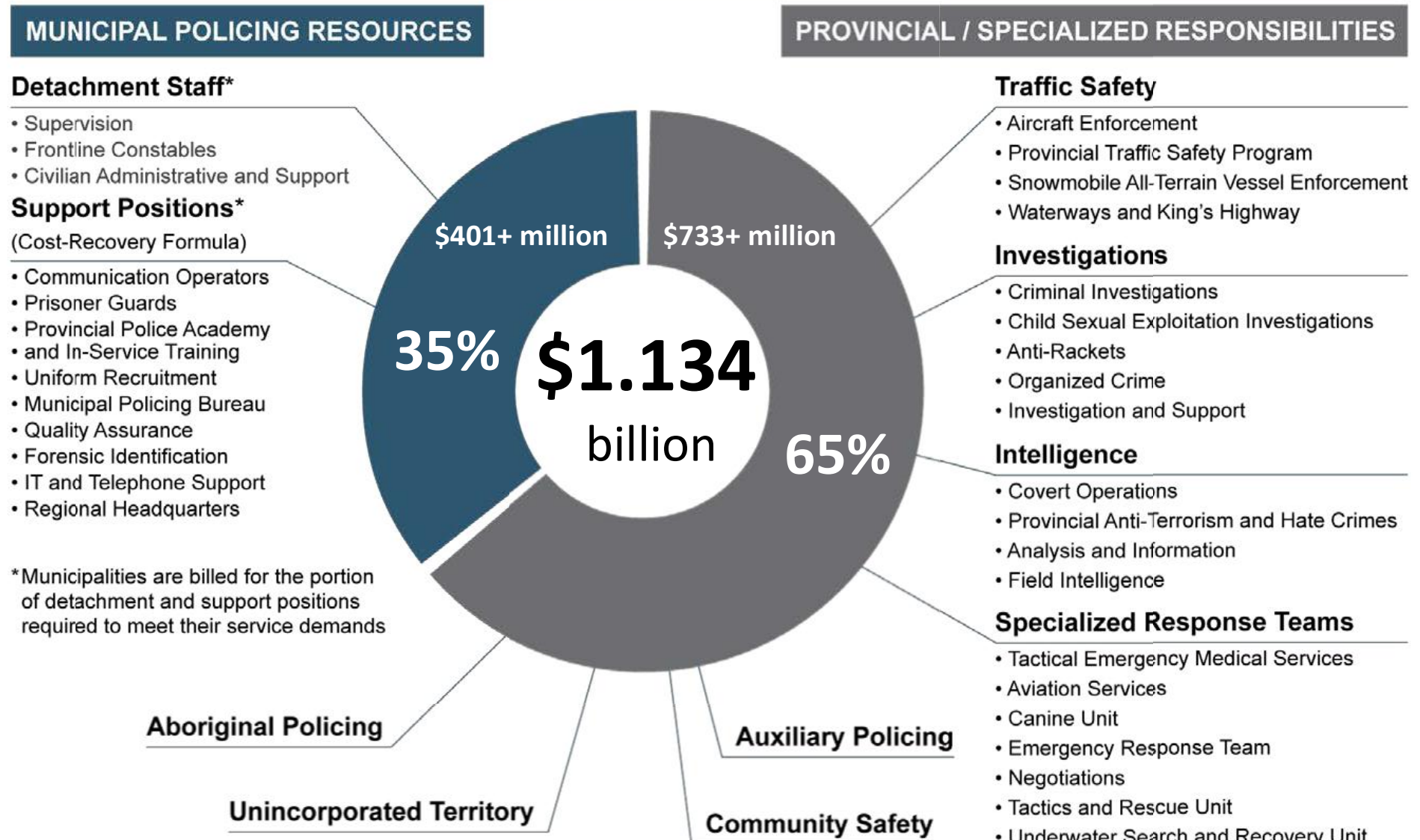


# Outline

- OPP annual expenditures (2017/18)
- OPP billing model
- OPP municipal policing cost breakdown for the Municipality of Brockton



## Ontario Provincial Police: *Resources*



Source: OPP

Total OPP expenditures of \$1.134+ billion are based on 2017/18 actuals.

Total OPP Municipal policing resourcing costs of \$401+ million are based on reconciled policing costs for 2017.





# Ontario Provincial Police



## PROVINCIAL / SPECIALIZED RESPONSIBILITIES

### Traffic Safety

- Aircraft Enforcement
- Provincial Traffic Safety Program
- Snowmobile All-Terrain Vessel Enforcement
- Waterways and King's Highway

### Investigations

- Criminal Investigations
- Child Sexual Exploitation Investigations
- Anti-Rackets
- Organized Crime
- Investigation and Support

### Intelligence

- Covert Operations
- Provincial Anti-Terrorism and Hate Crimes
- Analysis and Information
- Field Intelligence

### Specialized Response Teams

- Tactical Emergency Medical Services
- Aviation Services
- Canine Unit
- Emergency Response Team
- Negotiations
- Tactics and Rescue Unit
- Underwater Search and Recovery Unit
- Urban Chemical Response Team

65%

\$733+ million

Indigenous Policing

Unincorporated Territory

Auxiliary Policing

Community Safety



## MUNICIPAL POLICING RESOURCES

### Detachment Staff\*

- Supervision
- Frontline Constables
- Civilian Administrative and Support

### Support Positions\*

(Cost-Recovery Formula)

- Communication Operators
- Prisoner Guards
- Provincial Police Academy and In-Service Training
- Uniform Recruitment
- Municipal Policing Bureau
- Quality Assurance
- Forensic Identification
- IT and Telephone Support
- Regional Headquarters

\$401+ million

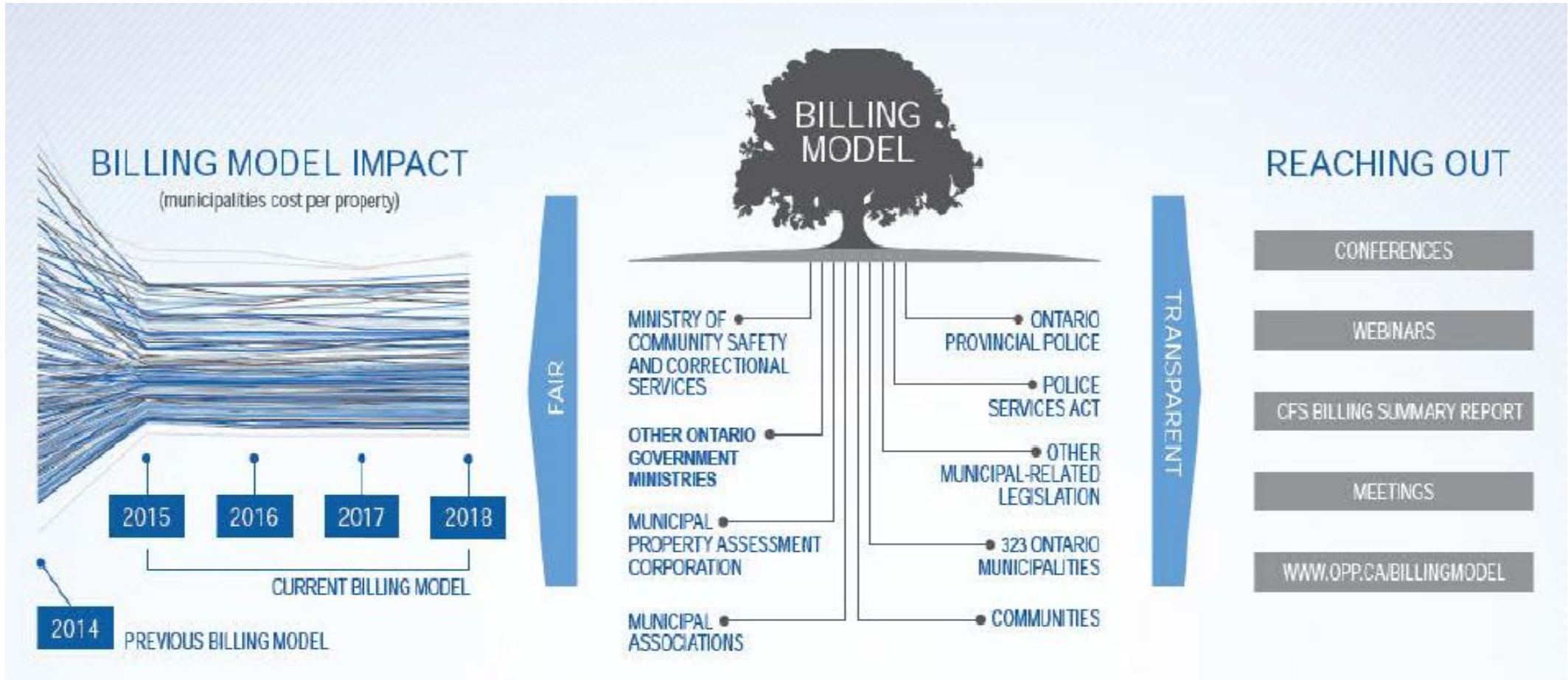
35%

\*Municipalities are billed for the portion of detachment and support positions required to meet their service demands





# OPP Billing Model





# 2019 OPP Municipal Cost Recovery

The billing model is **PROVINCIALY FOCUSED** and divides the majority of municipal policing costs into two categories.

## Base Service

Allocate among municipalities on an  
equal per-property basis  
(households, commercial and industrial properties)

- Legislated activities (e.g., crime prevention, officer availability to respond to emergency calls for service 24 hours a day, general and directed patrol, victim assistance, etc.)
- Proactive policing (e.g., RIDE, traffic safety, community policing, intelligence gathering etc.)
- Officer training and administrative duties
- All Inspector and Staff Sergeant positions

+

## Calls for Service

Allocate the costs to municipalities based  
on their individual usage level.

- Crime calls (assaults, break & enter, mischief, drug offences, etc.)
- Provincial Statutes (Mental Health Act, Trespass to Property Act, landlord/tenant disputes, etc.)
- Motor vehicle collisions (property damage, personal injury, fatal, etc.)
- General calls for service (false alarms, lost property, missing person, etc.)
- Does not include incidents normally generated through proactive policing

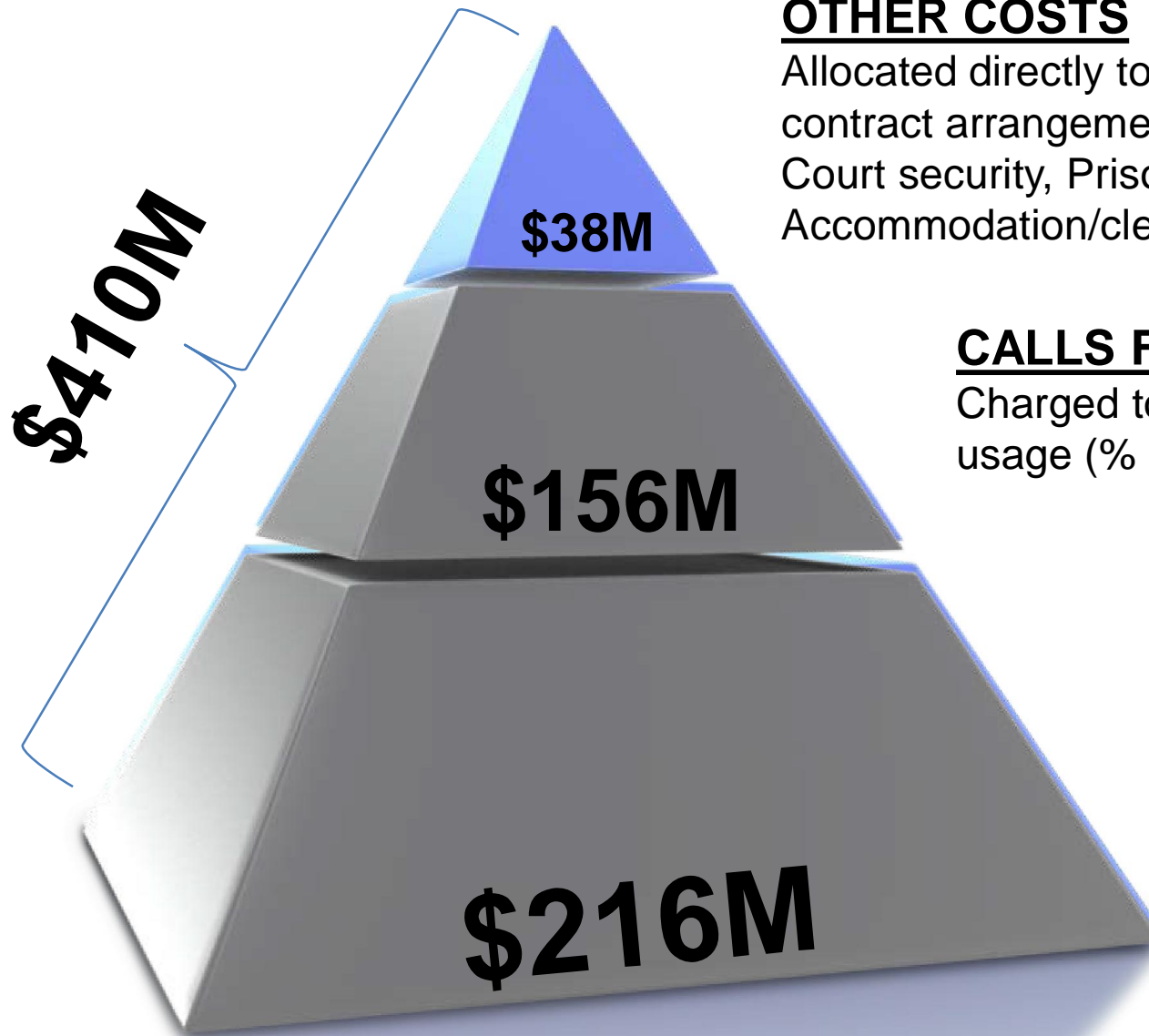
## Additional Costs

**Municipalities billed on their specific usage:**

**Overtime   Court security   Cleaning/Caretakers**

**Accommodations   Enhancements   Prisoner Transportation\***

\* Prisoner transportation cost is allocated to all municipalities on an equal per property basis.



### **OTHER COSTS**

Allocated directly to municipalities based on contract arrangements and usage, i.e. Overtime, Court security, Prisoner transportation, Accommodation/cleaning and Enhancements.

### **CALLS FOR SERVICE (CFS) COST**

Charged to municipalities according to their usage (% of provincial CFS cost)

### **BASE SERVICE COST**

Allocated among municipalities on an equal per property basis  
\$189.54 per property (2019)

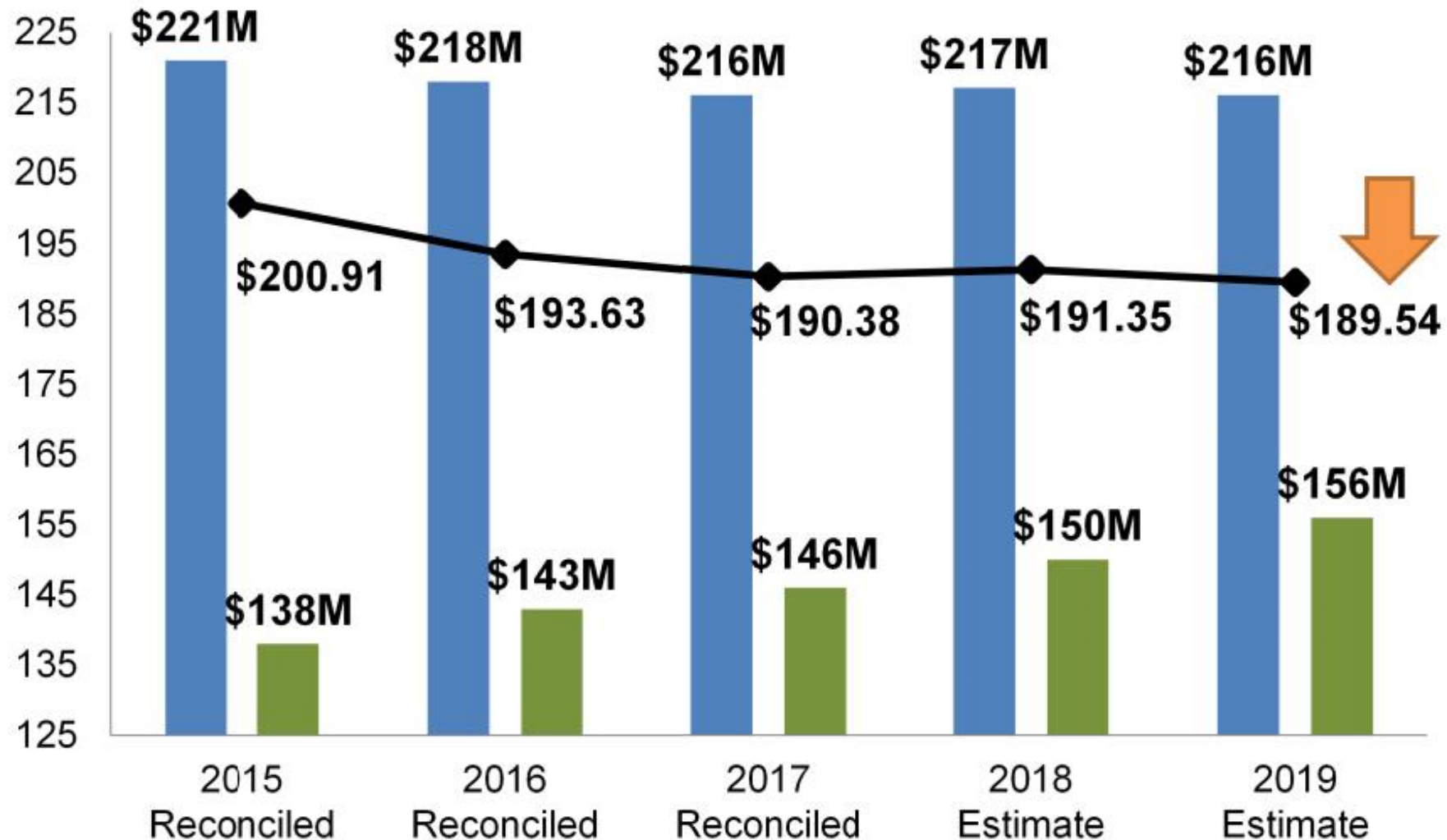
# 2019 OPP Municipal Cost-Recovery





## Provincial Summary – Base and Calls for Service Costs 2015 - 2019

■ Total Base Services ■ Total Calls for Service ◆ Base Cost Per Property



Base Services and Calls for Service costs in millions **net of discounts**



# Billing Model - Base Service

- Base service activities include:
  - Proactive Policing
  - General and Directed Patrol
  - Crime Prevention
  - Training
  - Administrative Duties
- The total cost of Base Services is allocated among municipalities on an equal per property basis using Municipal Property Assessment Corporation (MPAC) data.

## **Property Count Definition:**

- Count comprised of household, commercial and industrial properties updated annually.

# OPP 2019 Annual Billing Statement

Brockton M

Estimated cost for the period January 1 to December 31, 2019

Please refer to [www.opp.ca](http://www.opp.ca) for 2019 Municipal Policing Billing General Information summary for further details.

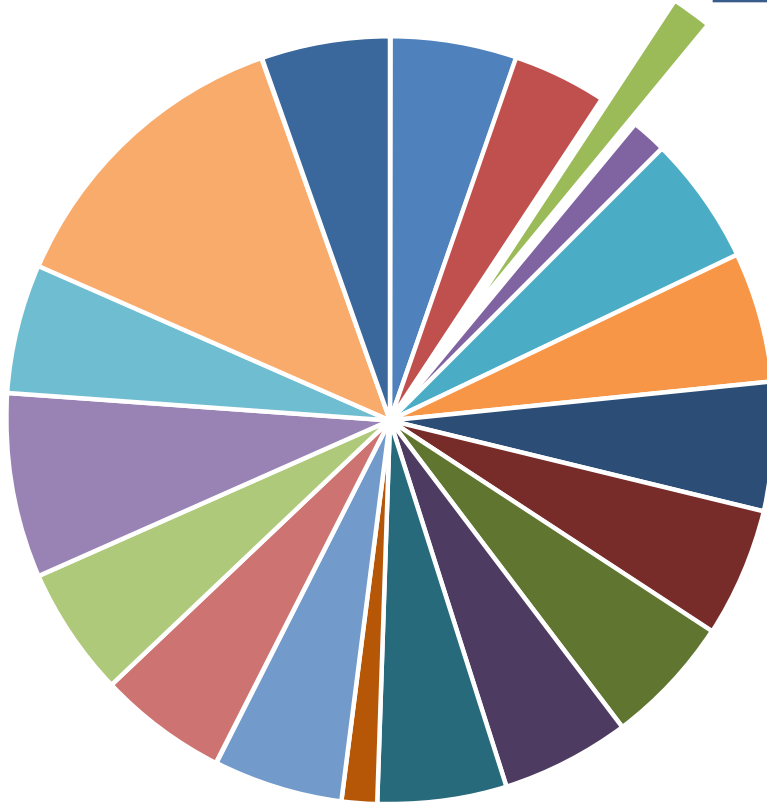
			Cost per Property \$	Total Cost \$
Base Service	Property Counts			
	Household	4,395		
	Commercial and Industrial	306		
	Total Properties	4,701	189.54	891,028
Calls for Service				
	Total all municipalities	156,778,914		
	Municipal portion	0.5906%	196.96	925,893
Overtime			11.44	53,788
Court Security			57.31	269,400
Prisoner Transportation			2.27	10,671
Accommodation/Cleaning Services			4.90	23,035
Total 2019 Estimated Cost			462.42	2,173,814
Year Over Year Variance (estimate for the year is not subject to phase-in adjustment)				
2018 Estimated Cost per Property			454.85	
2019 Estimated Cost per Property (see above)			462.42	
Cost per Property Variance	(Increase)		7.56	
2017 Year-End Adjustment				(74,875)
Grand Total Billing for 2019				2,098,939
2019 Monthly Billing Amount				174,912





# Billing Model – Calls for Service (CFS)

Total of CFS Weighted Time  
for all OPP policed  
Municipalities



Brockton's proportionate share of the  
total weighted time calculated for the  
all OPP policed municipalities:

- Based on weighted time standards applied to a 4 year average of the number of calls for service
- Brockton's proportionate share of weighted time – 0.5906% (9,476 hours) = **\$925,893**

- 100% = 1.6M CFS hours = \$ 156M

# OPP 2019 Annual Billing Statement

Brockton M

Estimated cost for the period January 1 to December 31, 2019

Please refer to [www.opp.ca](http://www.opp.ca) for 2019 Municipal Policing Billing General Information summary for further details.

			Cost per Property \$	Total Cost \$
Base Service				
Property Counts				
Household		4,395		
Commercial and Industrial		306		
Total Properties		4,701	189.54	891,028
Calls for Service				
Total all municipalities		156,778,914		
Municipal portion		0.5906%	196.96	925,893
Overtime			11.44	53,788
Court Security			57.31	269,400
Prisoner Transportation			2.27	10,671
Accommodation/Cleaning Services			4.90	23,035
Total 2019 Estimated Cost			462.42	2,173,814
Year Over Year Variance (estimate for the year is not subject to phase-in adjustment)				
2018 Estimated Cost per Property			454.85	
2019 Estimated Cost per Property (see above)			462.42	
Cost per Property Variance			(Increase) 7.56	
2017 Year-End Adjustment				(74,875)
Grand Total Billing for 2019				2,098,939
2019 Monthly Billing Amount				174,912

# OPP 2019 Annual Billing Statement

Brockton M

Estimated cost for the period January 1 to December 31, 2019

Please refer to [www.opp.ca](http://www.opp.ca) for 2019 Municipal Policing Billing General Information summary for further details.

			Cost per Property \$	Total Cost \$
Base Service	Property Counts			
	Household	4,395		
	Commercial and Industrial	306		
	Total Properties	4,701	189.54	891,028
Calls for Service	Total all municipalities	156,778,914		
	Municipal portion	0.5906%	196.96	925,893
Overtime			11.44	53,788
Court Security			57.31	269,400
Prisoner Transportation			2.27	10,671
Accommodation/Cleaning Services			4.90	23,035
Total 2019 Estimated Cost			462.42	2,173,814
Year Over Year Variance (estimate for the year is not subject to phase-in adjustment)				
2018 Estimated Cost per Property			454.85	
2019 Estimated Cost per Property (see above)			462.42	
Cost per Property Variance			(Increase)	7.56
2017 Year-End Adjustment				(74,875)
Grand Total Billing for 2019				2,098,939
2019 Monthly Billing Amount				174,912



# OPP 2019 Annual Billing Statement

Brockton M

Estimated cost for the period January 1 to December 31, 2019

Please refer to [www.opp.ca](http://www.opp.ca) for 2019 Municipal Policing Billing General Information summary for further details.

			<b>Cost per Property \$</b>	<b>Total Cost \$</b>
<b>Base Service</b>	<b>Property Counts</b>			
	Household	4,395		
	Commercial and Industrial	306		
	Total Properties	<u>4,701</u>	189.54	891,028
<b>Calls for Service</b>	Total all municipalities	156,778,914		
	Municipal portion	0.5906%	196.96	925,893
<b>Overtime</b>			11.44	53,788
<b>Court Security</b>			57.31	269,400
<b>Prisoner Transportation</b>			2.27	10,671
<b>Accommodation/Cleaning Services</b>			<u>4.90</u>	<u>23,035</u>
<b>Total 2019 Estimated Cost</b>			<u><b>462.42</b></u>	<u><b>2,173,814</b></u>

Year Over Year Variance (estimate for the year is not subject to phase-in adjustment)

2018 Estimated Cost per Property		454.85
2019 Estimated Cost per Property (see above)		<u>462.42</u>
Cost per Property Variance	(Increase)	7.56

<b>2017 Year-End Adjustment</b>	(74,875)
<b>Grand Total Billing for 2019</b>	<u><b>2,098,939</b></u>
<b>2019 Monthly Billing Amount</b>	<b>174,912</b>



# Municipality of Brockton

## OPP Policing Cost Trends 2015 - 2019



Year	Cost Status	Property Count	Total Cost		Year over Year Cost Variance	Cost Per Property		OPP Average Cost per Property
			Before Cap	Capped		Before Cap	Capped	
2015	Reconciled	4,575	2,112,081	2,155,740		461.66	471.20	354
2016	Reconciled	4,669	2,103,891	2,103,891	-0.4%	450.61	450.61	350
2017	Reconciled	4,686	2,115,449	2,115,449	0.5%	451.44	451.44	350
2018	Estimate	4,703	2,139,169	2,139,169	1.1%	454.85	454.85	355
2019	Estimate	4,701	2,173,814	2,173,814	1.6%	462.42	462.42	359



# Helpful ONLINE Resources

## INTERNET

1

[www.opp.ca/billingmodel](http://www.opp.ca/billingmodel)

[www.opp.ca/municipalpolicing](http://www.opp.ca/municipalpolicing)

[www.opp.ca/contractproposals](http://www.opp.ca/contractproposals)

**Municipal Policing Billing Model**  
The OPP billing model is designed to recover costs from municipalities policed by the OPP in a fair and transparent manner.

**Consultation**  
The OPP has been working with the Society of Municipal Councils and the Ontario Association of Chiefs of Police to ensure that the billing model, introduced on January 1, 2015, reflected extensive research, consultation and the input received from all stakeholders.

**Additional Information**  
The following table provides more information for municipalities:

- [Municipal Policing Billing Model: A Guide for Municipalities](#) (PDF)
- [Municipal Policing Billing Model: A Guide for Municipalities](#) (PDF)

**Contact us**  
Municipal Policing Service  
Phone: 905-894-4200  
Fax: 905-894-4201  
Email: [contracts@opp.ca](mailto:contracts@opp.ca)

**Related resources**  
2015 - 2018 Annual Billing Comparison  
2015-2018 OPP Municipal Policing Cost  
2017 Municipal Policing Billing Model Overview  
2018 Annual Municipal Policing Billing Overview (Webinar presentation)  
2018 Estimated Front-line Constable and Support Costs  
2018 Municipal Billing General Information  
Property Count Description (2015-2017)  
Property Count Description (2018)

2



TWITTER

@OPP\_Mun\_Pol





## QUESTIONS?

Email us: [OPP.MunicipalPolicing@opp.ca](mailto:OPP.MunicipalPolicing@opp.ca)

Call us: (705) 329-6200

Follow us on Twitter: [@OPP\\_Mun\\_Pol](https://twitter.com/OPP_Mun_Pol)