

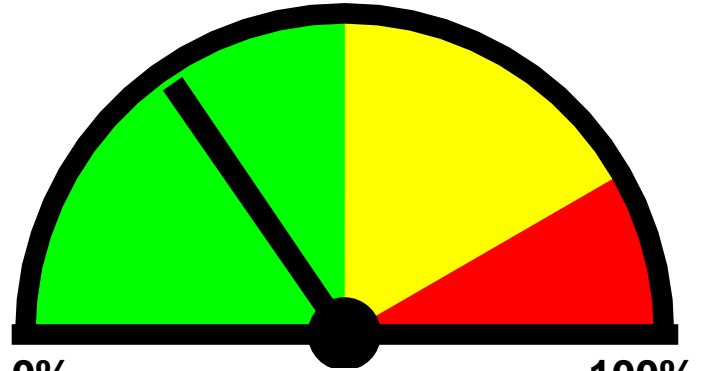
Speed Enforcement Evaluator

Location:
Ridout Street

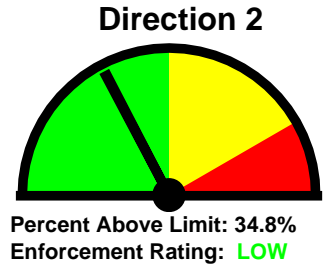
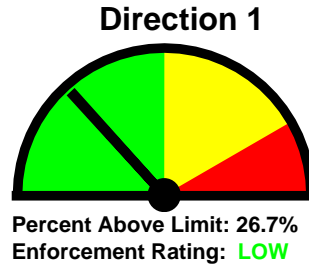
Closest Cross Street:
 Thomas Street

Analysis Dates:
 March 21, 2019
 March 29, 2019

Total Percentage of Enforceable Violations



0% **100%**
Posted Speed Limit: 50 KPH
Enforcement Tolerance: 1 KPH
Enforcement Limit: 52 KPH & Up
Percentage Above Limit: 30.9%
Enforcement Rating: **LOW**



Combined

1-20	21-25	26-30	31-35	36-40	41-45	46-50	51-55	56-60	61-65	66-70	71-75	76-80	>80
42	24	87	464	1133	1465	2136	1679	1059	472	205	46	31	6

85 percentile = 57

Direction 1

1-20	21-25	26-30	31-35	36-40	41-45	46-50	51-55	56-60	61-65	66-70	71-75	76-80	>80
21	15	51	256	580	799	987	736	410	196	86	26	16	3

85 percentile = 55

Direction 2

1-20	21-25	26-30	31-35	36-40	41-45	46-50	51-55	56-60	61-65	66-70	71-75	76-80	>80
21	9	36	208	553	666	1149	943	649	276	119	20	15	3

85 percentile = 57