



# South Bruce Detachment

OPP - Municipal Policing Bureau Presentation



February 11<sup>th</sup>, 2025

# Overview

- Detachment Boards vs Police Services Board
- OPP Service Delivery
- Financial Recoveries and Provincial Responsibilities
- Cost Recovery - OPP Billing Model
- Efficiencies
- Community Safety and Policing Act - CSPA
- Questions





# OUR VISION

*Safe Communities... A Secure Ontario*

*Safe Communities... A Secure Ontario*

reflects our unique and dual policing mandate.

***Simply, it is the focus of our strategic plan.***



# Strategic Priorities

---

## People:

Empowering a healthy and resilient workforce

## Work:

Enhancing investigative and operational excellence

## Communities:

Building relationships for co-creating safety solutions





# Community Safety and Policing Act

Notable changes include:

- Section 10 contracts repealed
- Section 17, 22 and 14 agreements
- OPP Detachment Boards
- Focus on First Nations
- Changes to code of conduct
- New reporting requirements
- Inspectorate of Policing (IoP)
- Updated standards and training



# Detachment Boards & Police Services Boards

| CATEGORY                 | DETACHMENT BOARDS  | POLICE SERVICES BOARDS   |
|--------------------------|--|--|
| Scope of Oversight       | <ul style="list-style-type: none"> <li>Oversee OPP Detachments serving municipalities and First Nations</li> </ul> | <ul style="list-style-type: none"> <li>Focus on Individual Police Services</li> </ul>                    |
| Policy Development       | <ul style="list-style-type: none"> <li>Establish Local policies with Detachment Commander</li> </ul>               | <ul style="list-style-type: none"> <li>Develop policies for Municipal Police Services</li> </ul>         |
| Reporting Requirements   | <ul style="list-style-type: none"> <li>Provide annual reports to municipalities and Band Councils</li> </ul>       | <ul style="list-style-type: none"> <li>Prepare and publish strategic plans and annual reports</li> </ul> |
| Community Representation | <ul style="list-style-type: none"> <li>Representatives from all municipalities and First Nations served</li> </ul> | <ul style="list-style-type: none"> <li>Municipal appointees and provincial representatives</li> </ul>    |



# OPP Service Delivery

## Integrated Service Delivery

- Detachments provide policing services to municipalities while continuing to meet Provincial policing commitments
- All officer activity is tracked using the Daily Activity Reporting (DAR) system to ensure accurate municipal billing



## Benefits for Municipalities

- Enhanced flexibility
- Economies of scale – share costs of supervisory, administrative and infrastructure
- Multi-jurisdictional policing strategies
- Engage and partner with agencies outside municipal boundaries



# Financial Recoveries and Provincial Responsibilities

## MUNICIPAL POLICING RECOVERIES

**\$497.4 Million\***

Detachment Staff  
Support Positions  
ODOE\*\*

## PROVINCIAL RESPONSIBILITIES†

**\$1.056.9 Billion**

Traffic Safety  
Investigations  
Intelligence  
Specialized Response Teams

† Source: Municipal Policing Bureau, Financial Services Unit

\* Estimate OPP municipal policing cost for 2025. Billing recoveries net of municipal discounts and excluding recoveries for policing services provided to municipalities in a 3+ years transition contract

\*\*Municipalities are billed for the portion of detachment, support positions and other direct operating expenses (ODOE) required to meet their service demands





# Municipal Policing Recoveries

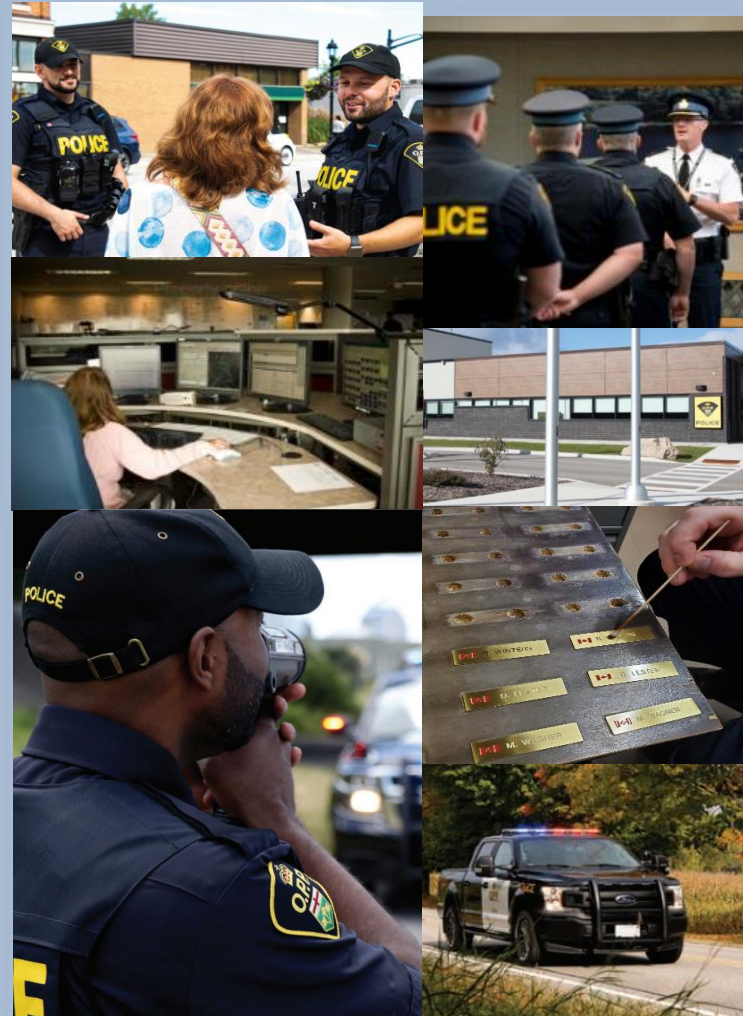
**\$497.4 Million**

## Detachment Staff

- Supervision
- Frontline Constables
- Civilian Administrative Support


## Support and Other Direct Operating Expenses

- Communication Operators
- Detachment Guards
- Provincial Police Academy and In-Service Training
- Vehicles
- Uniform and Equipment
- Radios
- IT and Telephone Support





# Provincial Responsibilities



**\$ 1.056.9 Billion**

## **Traffic Safety**

- Waterways, Trails and King's Highways
- Aircraft Enforcement

## **Investigations**

- Child Sexual Exploitation
- Anti-Rackets
- Organized Crime
- Investigation and Support

## **Intelligence**

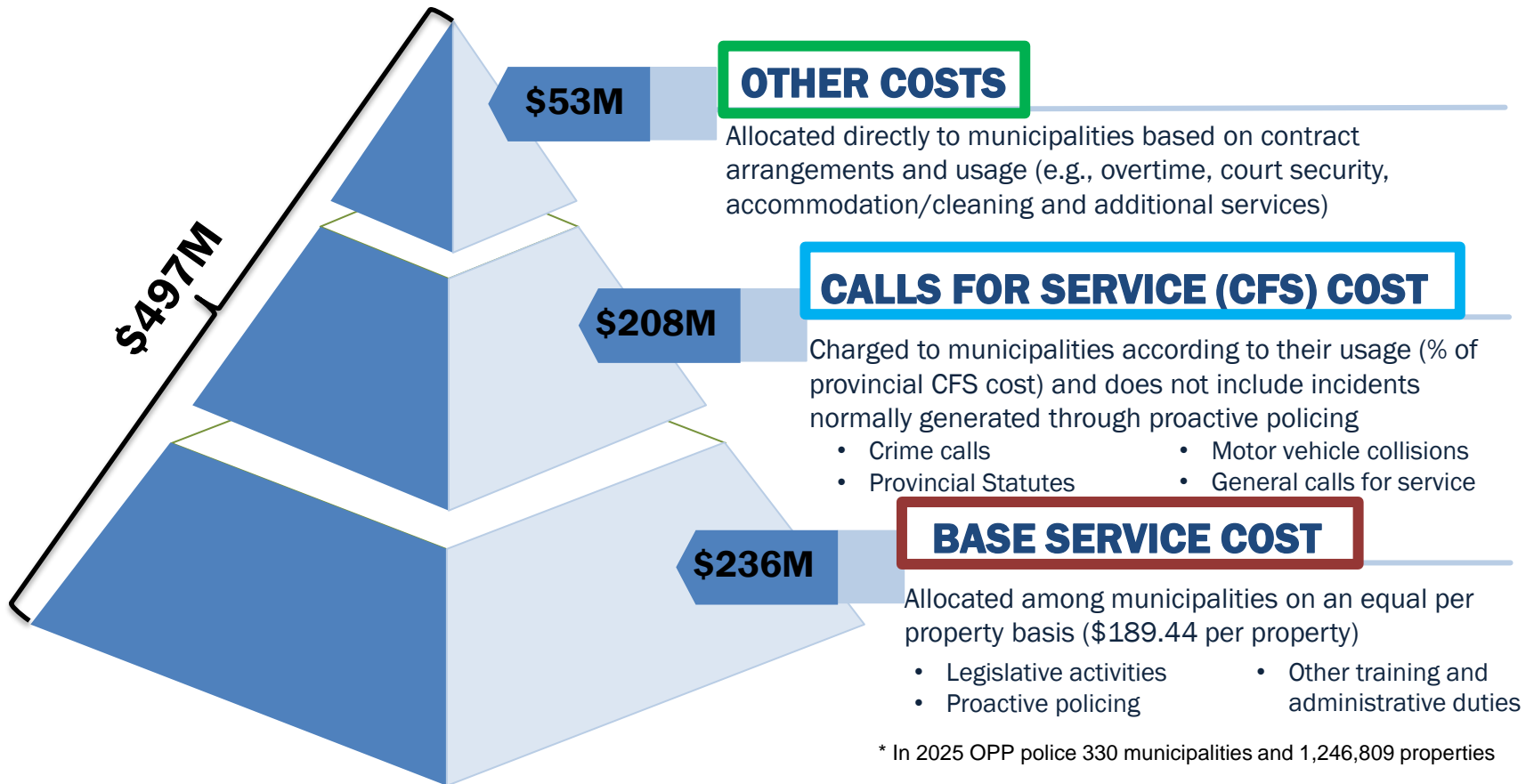
- Covert Operations
- Provincial Anti-Terrorism and Hate Crimes
- Analysis
- Field Intelligence

## **Specialized Response Teams**

- Tactical Emergency Medical Services
- Aviation Services
- Canine
- Emergency Response Team
- Tactics and Rescue
- Negotiations
- Underwater Search and Recovery
- Urban Chemical Response Team



# 2025 Municipal Cost Recovery Under the OPP Billing Model



Note: Cost net of recoveries for policing services provided to municipalities in a post-amalgamation 3+ years transition contract



**OPP 2025 Annual Billing Statement - Revised**

**Brockton M**

**Estimated costs for the period January 1 to December 31, 2025**

Please refer to [www.opp.ca](http://www.opp.ca) for 2025 Municipal Policing Billing General Information summary for further details.

|   |                           |              | Cost per<br>Property<br>\$ | Total Cost<br>\$        |
|---|---------------------------|--------------|----------------------------|-------------------------|
| <b>Base Service</b>                             | <b>Property Counts</b>    |              |                            |                         |
|   | Household                 | 4,654        |                            |                         |
|   | Commercial and Industrial | 317          |                            |                         |
|   | <b>Total Properties</b>   | <u>4,971</u> | 189.44                     | 941,685                 |
| <b>Calls for Service</b>                        | (see summaries)           |              |                            |                         |
|   | Total all municipalities  | 209,489,870  |                            |                         |
|   | Municipal portion         | 0.5006%      | 210.98                     | 1,048,798               |
| <b>Overtime</b>                                 | (see notes)               |              | 21.36                      | 106,179                 |
| <b>Court Security</b>                           | (see summary)             |              | 180.04                     | 894,993                 |
| <b>Prisoner Transportation</b>                  | (per property cost)       |              | 1.67                       | 8,302                   |
| <b>Accommodation/Cleaning Services</b>          | (per property cost)       |              | 5.70                       | 28,335                  |
| <b>Total 2025 Estimated Cost</b>                |                           |              | <b>609.19</b>              | <b>3,028,291</b>        |
| <b>10% Discount on 2025 Estimated Costs</b>     |                           |              | (60.92)                    | (302,829)               |
| <b>Total 2025 Estimated Cost After Discount</b> |                           |              | <u><b>548.27</b></u>       | <u><b>2,725,462</b></u> |
| <b>2023 Year-End Adjustment</b>                 | (see summary)             |              |                            | 112,754                 |
| <b>Revised Grand Total Billing for 2025</b>     |                           |              |                            | <u><b>2,838,216</b></u> |
| <b>Revised 2025 Monthly Billing Amount</b>      |                           |              |                            | <b>236,518</b>          |

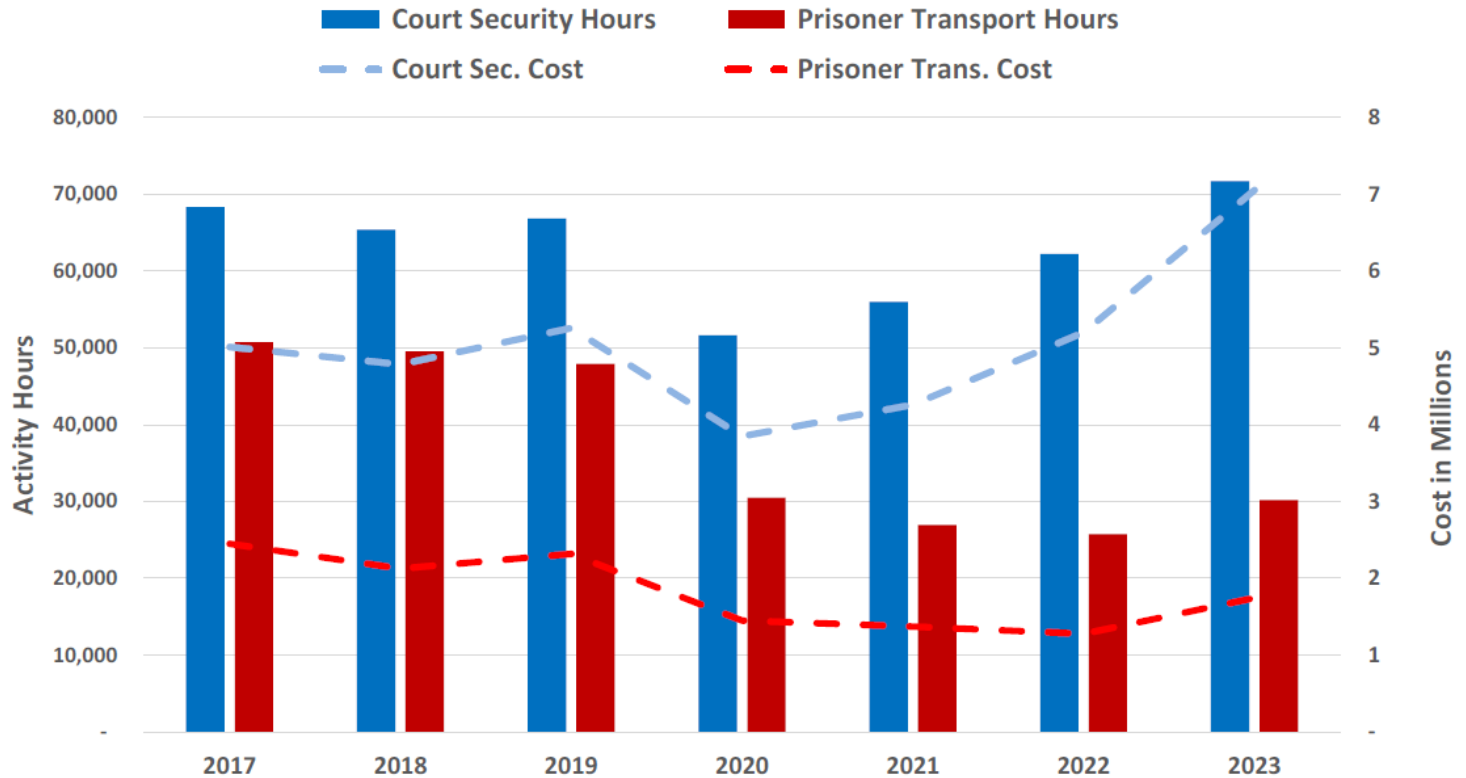


# Year End Adjustments

- Overtime, salary and benefits rates, court security, prisoner transportation and additional services costs are estimated in the Annual Billing Statements issued annually by October 1st for the following year.
- The 2025 salaries were determined based on the rates set in the 2023 to 2026 OPPA Uniform and Civilian Collective Agreements. No reconciliation of salary rates will be required, however there will be a reconciliation of the new front line and 2 IC premiums.
- Adjustments for costs that are reconciled after the year of service is complete, will be included as a prior-year adjustment in the next Annual Billing Statement issued. For example:
  - 2024 Annual Billing Statements included the reconciled costs for 2022 and were issued in September 2023.
  - 2025 Annual Billing Statements included the reconciled costs for 2023 and were issued in October 2024.
  - Refer to second last page of billing statement for Reconciled Year-End Summary



### Court Security / Prisoner Transportation Activity and Costs by Calendar Year



\*Court Security hours exclude activity in courthouses of municipalities that transitioned to the OPP after 2017 (Midland, Espanola, Orangeville and Dryden)



### OPP 2025 Calls for Service Billing Summary

#### Brockton M

Estimated costs for the period January 1 to December 31, 2025

| Calls for Service Billing Workgroups | Calls for Service Count |                |                |                |                   | 2025 Average Time Standard | Total Weighted Time | % of Total Provincial Weighted Time | 2025 Estimated Calls for Service Cost |
|--------------------------------------|-------------------------|----------------|----------------|----------------|-------------------|----------------------------|---------------------|-------------------------------------|---------------------------------------|
|                                      | 2020                    | 2021           | 2022           | 2023           | Four Year Average |                            |                     |                                     |                                       |
|                                      |                         |                |                |                | A                 | B                          | C = A * B           |                                     |                                       |
|                                      |                         |                |                |                | Note 1            |                            | Note 2              | Note 3                              |                                       |
| Drug Possession                      | 8                       | 13             | 12             | 13             | 12                | 5.9                        | 68                  | 0.0037%                             | 7,805                                 |
| Drugs                                | 2                       | 3              | 3              | 6              | 4                 | 88.1                       | 308                 | 0.0169%                             | 35,469                                |
| Operational                          | 870                     | 920            | 866            | 791            | 862               | 3.9                        | 3,361               | 0.1845%                             | 386,588                               |
| Operational 2                        | 215                     | 206            | 210            | 174            | 201               | 1.7                        | 342                 | 0.0188%                             | 39,354                                |
| Other Criminal Code Violations       | 129                     | 83             | 96             | 66             | 94                | 7.1                        | 664                 | 0.0365%                             | 76,361                                |
| Property Crime Violations            | 277                     | 234            | 223            | 205            | 235               | 6.2                        | 1,455               | 0.0799%                             | 167,417                               |
| Statutes & Acts                      | 177                     | 162            | 190            | 145            | 169               | 3.5                        | 590                 | 0.0324%                             | 67,837                                |
| Traffic                              | 136                     | 150            | 280            | 192            | 190               | 3.8                        | 720                 | 0.0395%                             | 82,831                                |
| Violent Criminal Code                | 107                     | 135            | 102            | 91             | 109               | 14.8                       | 1,610               | 0.0884%                             | 185,137                               |
| <b>Municipal Totals</b>              | <b>1,921</b>            | <b>1,906</b>   | <b>1,982</b>   | <b>1,683</b>   | <b>1,873</b>      |                            | <b>9,118</b>        | <b>0.5006%</b>                      | <b>\$1,048,798</b>                    |
| <b>Provincial Totals</b>             | <b>371,740</b>          | <b>380,453</b> | <b>380,156</b> | <b>382,502</b> | <b>378,713</b>    |                            | <b>1,821,214</b>    | <b>100%</b>                         | <b>\$209,489,870</b>                  |



# RESOURCES AVAILABLE - WWW.OPP.CA

## Example - Cost by Municipality

### Current Annual Billing Materials:

#### 2024

- 2024 Billing Webinar Presentation
- [2024 Billing Information](#)
- [2024 Estimated Front-line Constable and Support Costs](#)
- [2024 Statement Sample](#)

#### 2023

- [2023 Billing Webinar Presentation](#)
- [2023 Estimated Front-line Constable And Support Costs](#)
- [2023 Billing Information](#)
- [2023 Statement Sample](#)

#### 2022

- [2022 Billing Webinar Presentation](#)
- [2022 Billing Information](#)
- [2022 Estimated Front-line Constable And Support Costs](#)
- [2022 Statement Sample](#)

### Current Cost-Recovery Information:

- [2019-2024 Billing Comparison](#)
- [2015-2024 Cost by Municipality](#)

### General Billing Model Information:

- [Billing Model Presentation](#)
- [Property Count Definition](#)
- [List of Billable Calls for Service](#)
- [Videos](#)

| OPP MUNICIPAL POLICING COSTS<br>OPP Billing Model Cost-Recovery <sup>8</sup>                        |            |                                 | 2023 Total Property Count - 1,202,724<br>2023 Estimated Total Municipal Recoveries - \$416,871,949<br>2023 Estimated Average per Property Cost - \$347 |            |                   | 2022 Total Property Count - 1,182,353<br>2022 Estimated Total Municipal Recoveries - \$419,431,754<br>2022 Estimated Average per Property Cost - \$355 |              |                   |
|---|------------|---------------------------------|--|------------|-------------------|--|--------------|-------------------|
| To view costs for a municipality in a chart format please refer to the "Cost Comparison Chart" tab. |            |                                 | 2023   |            |                   | 2022   |              |                   |
|   |            |                                 | Estimated*<br>(No Phase-in Cap for 2023)   |            |                   | Estimated*<br>(No Phase-in Cap for 2022)   |              |                   |
| Municipality <sup>8</sup>   | Detachment | Status as of September 30, 2022 | Property Count <sup>1</sup>  | Total Cost | Per Property Cost | Property Count <sup>1</sup>  | Total Cost   | Per Property Cost |
| Amaranth Tp   | Dufferin   | Section 10                      | 1,532  | 483,078    | 315               | 1,528  | \$485,332    | \$318             |
| East Garafraxa Tp   | Dufferin   | Section 5.1                     | 1,013  | 328,320    | 324               | 1,015  | \$ 324,533   | \$ 320            |
| Grand Valley T  | Dufferin   | Section 10                      | 1,925  | 511,528    | 266               | 1,855  | \$ 516,490   | \$ 278            |
| Melancthon Tp   | Dufferin   | Section 10                      | 1,260  | 425,663    | 338               | 1,250  | \$ 410,554   | \$ 328            |
| Mono T  | Dufferin   | Section 10                      | 3,515  | 1,262,366  | 359               | 3,509  | \$ 1,268,168 | \$ 361            |
| Mulmur Tp   | Dufferin   | Section 10                      | 1,805  | 514,304    | 285               | 1,791  | \$ 532,047   | \$ 297            |

\*\*Note – Cost Comparison Chart available <https://www.opp.ca/index.php?&lng=en&id=115&entryid=58179f628f94acf555bef561>  
[www.opp.ca](http://www.opp.ca) OPP Municipal Policing and select:  
 Billing Model page ➡ Current Cost-Recovery Information ➡ 2015-2023 Cost by Municipality ➡ 2015-23 Cost data tab





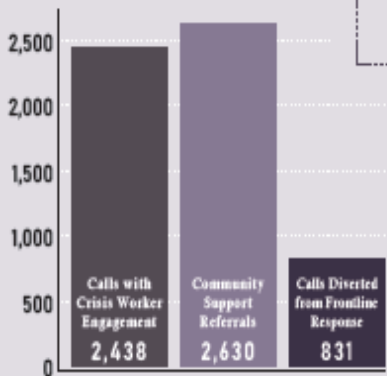
# Frontline Efficiencies

TOTAL FRONTLINE HOURS REALLOCATED

# 365,357

(01 JANUARY - 31 DECEMBER)

### CRISIS CALLS RECEIVED, BY RESULT 2023: JANUARY 01 - DECEMBER 31



### DIVERSIONS OF CALLS TO CRISIS WORKERS IN PROVINCIAL COMMUNICATIONS CENTRES

Estimated time reallocated to the frontline\*:

## 2,975 HRS

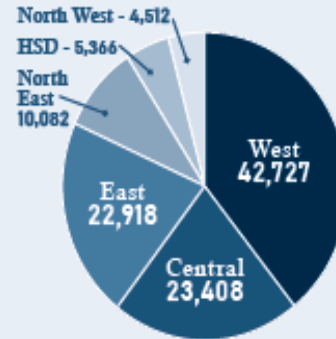
\* BASED ON A TWO-OFFICER RESPONSE

## 34% Call Diversion Rate



### 9-1-1 CALL DIVERSIONS CHANGES FOR ACCIDENTAL, UNINTENTIONAL OR UNKNOWN CALL HANDLING DIVERSION

### 9-1-1 CALL DIVERSIONS, BY REGION 2023: JANUARY 01 - DECEMBER 31



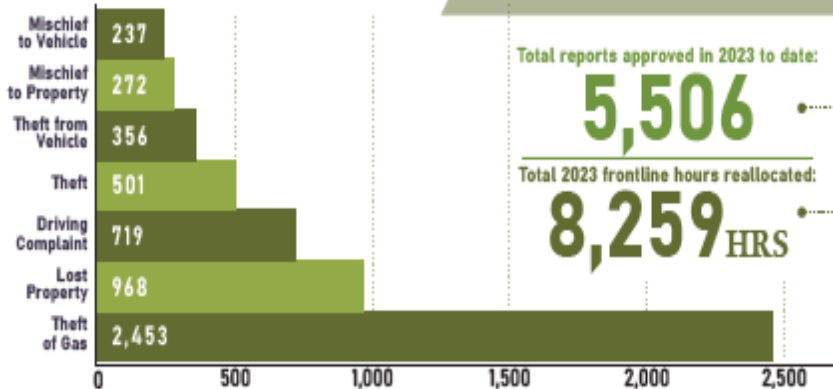
Total 9-1-1 calls diverted: **109,013**

Estimated time reallocated to the frontline: **198,099\*** HRS

\* BASED ON A TWO-OFFICER RESPONSE



### ONLINE REPORTING TOTALS, BY TYPE 2023: JANUARY 01 - DECEMBER 31



### REDUCTION OF NON-EMERGENCY CALLS THROUGH ONLINE REPORTING

Total reports approved in 2023 to date:

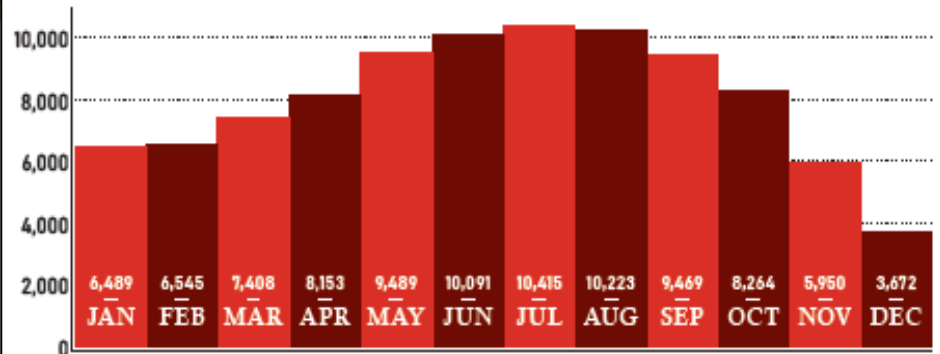
## 5,506

Total 2023 frontline hours reallocated:

## 8,259 HRS



### VOLUME OF CALLS REDIRECTED TO FSU 2023: JANUARY 01 - DECEMBER 31



### REDIRECTION OF CALLS SENT TO THE FRONTLINE SUPPORT UNIT

Total approved reports: **96,168**

Estimated time reallocated to the frontline: **144,252 HRS**





# QUESTIONS?

## RESOURCES:

### INTERNET

- [www.opp.ca/billingmodel](http://www.opp.ca/billingmodel)
- [www.opp.ca/municipalpolicing](http://www.opp.ca/municipalpolicing)
- [www.opp.ca/contractproposals](http://www.opp.ca/contractproposals)

### CALL US

Municipal Policing Bureau  
 777 Memorial Avenue,  
 2<sup>nd</sup> Floor, Orillia ON L3V 7V3  
 Office: 1-705-329-6224

**(Sgt Rob Griffin)**  
**Cell: 705-619-1160**



FACEBOOK

Ontario Provincial Police  
 Ontario Provincial Police - Careers



PINTEREST

@officialOPP



INSTAGRAM

ontarioprovincialpolice  
 opp\_hire



YOUTUBE

EN - Ontario Provincial Police  
 FR- Police Provinciale de l'Ontario



@OPPCommissioner  
 @OPP  
 @OPP News  
 @OPP\_Hire  
 @OPP\_Indigenous

OPP East Region @OPP\_ER  
 OPP West Region @OPP\_WR  
 OPP Central Region @OPP\_CR  
 OPP North East Region @OPP\_NER  
 OPP North West Region @OPP\_NWR

OPP Highway Safety Division  
 @OPP\_HSD