



**Ontario Provincial Police
South Bruce Detachment**

Inspector Krista Miller

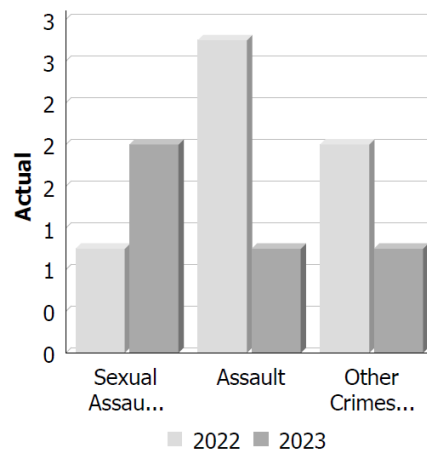
**Detachment Commander's Report
Brockton Police Services Board**

January 2023

Police Services Board Report for Brockton
Records Management System
January - 2023

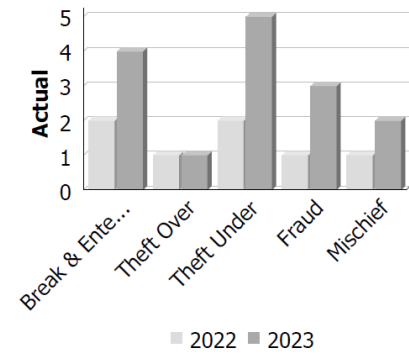
Violent Crime

Actual	January			Year to Date - January		
	2022	2023	% Change	2022	2023	% Change
Murder	0	0	--	0	0	--
Other Offences Causing Death	0	0	--	0	0	--
Attempted Murder	0	0	--	0	0	--
Sexual Assault	1	2	100.0%	1	2	100.0%
Assault	3	1	-66.7%	3	1	-66.7%
Abduction	0	0	--	0	0	--
Robbery	0	0	--	0	0	--
Other Crimes Against a Person	2	1	-50.0%	2	1	-50.0%
Total	6	4	-33.3%	6	4	-33.3%



Property Crime

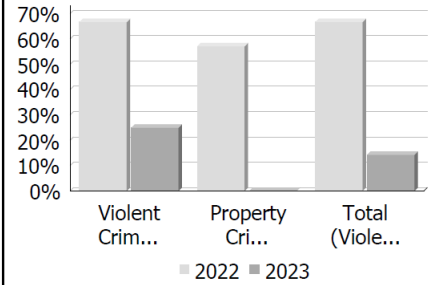
Actual	January			Year to Date - January		
	2022	2023	% Change	2022	2023	% Change
Arson	0	0	--	0	0	--
Break & Enter	2	4	100.0%	2	4	100.0%
Theft Over	1	1	0.0%	1	1	0.0%
Theft Under	2	5	150.0%	2	5	150.0%
Have Stolen Goods	0	0	--	0	0	--
Fraud	1	3	200.0%	1	3	200.0%
Mischief	1	2	100.0%	1	2	100.0%
Total	7	15	114.3%	7	15	114.3%



Police Services Board Report for Brockton
Records Management System
January - 2023

Clearance Rate

Clearance Rate	January			Year to Date - January		
	2022	2023	Difference	2022	2023	Difference
Violent Crime	66.7%	25.0%	-41.7%	66.7%	25.0%	-41.7%
Property Crime	57.1%	0.0%	-57.1%	57.1%	0.0%	-57.1%
Drug Crime	0.0%	--	--	0.0%	--	--
Total (Violent, Property & Drug)	66.7%	14.3%	-52.4%	66.7%	14.3%	-52.4%





Calls For Service (CFS) Billing Summary Report

Municipality of Brockton January - 2023

Billing Categories <i>(Billing categories below do not match traditional crime groupings)</i>	2023					2022			
	January	Year to Date	Time Standard	Year To Date Weighted Hours		January	Year to Date	Time Standard	Year To Date Weighted Hours
Violent Criminal Code	4	4	15.8	63.2		6	6	15.8	94.8
Property Crime Violations	13	13	6.4	83.2		11	11	6.4	70.4
Other Criminal Code Violations (Excluding traffic)	4	4	7.5	30.0		7	7	7.5	52.5
Drug Possession	0	0		0.0		1	1	7.1	7.1
Statutes & Acts	10	10	3.4	34.0		15	15	3.4	51.0
Operational	51	51	3.8	193.8		67	67	3.8	254.6
Operational2	7	7	1.4	9.8		13	13	1.4	18.2
Traffic	13	13	3.7	48.1		23	23	3.7	85.1
Total	102	102		462.1		143	143		633.7

Police Services Board Report for Brockton
2023/Jan

Public Complaints	
Policy	0
Service	0
Conduct	1

Brockton Police Service Board Report

Collision Reporting System

	Incidents		Year to Date –			
	January 2023		January 31st, 2023			
	2022	2023	% Change	2022	2023	% Change
Fatal	0	0	0%	0	0	0%
Personal Injury	2	0	-200%	2	0	-200%
Property Damage	21	12	-43%	21	12	-43%
Total	23	12	-48 %	23	12	-48 %

Municipality of Brockton
Motor Vehicle Collision Data
January 2023

Incident Date	Incident Time	Location	Jurisdiction	RdHwy Intersection	Incident Type
09 Jan 2023	05:12	BRUCE ROAD 20	BROCKTON	CONCESSION 6	Property Damage Only
10 Jan 2023	08:45	GREENOCK-BRANT	BROCKTON	CHEPSTOW	Non-Fatal Injury
16 Jan 2023	07:30	BRUCE ROAD 20	BROCKTON	CHEPSTOW	Property Damage Only
12 Jan 2023	14:00	MAY	BROCKTON		Property Damage Only
25 Jan 2023	20:40	YONGE	BROCKTON	MCGIVERN	Property Damage Only
25 Jan 2023	13:00	DURHAM	BROCKTON	BRUCE ROAD 3	Property Damage Only
26 Jan 2023	15:35	BRUCE ROAD 10	BROCKTON	CONCESSION 14	Property Damage Only
28 Jan 2023	20:44	CONCESSION 10 GREENOCK	BROCKTON	BRUCE ROAD 20	Property Damage Only
29 Jan 2023	22:00	CONCESSION 2 SDR	BROCKTON	MAPLE HILL	Property Damage Only

25 Jan 2023	03:50	BRUCE ROAD 4	BROCKTON	SIDEROAD 25	Property Damage Only
06 Jan 2023	05:06	BRUCE ROAD 2	BROCKTON	SIDEROAD 5	Property Damage Only
27 Jan 2023	02:07	BRUCE ROAD 3	BROCKTON	CONCESSION 12	Non- Fatal Injury
31 Jan 2023	08:25	CONCESSION 8	BROCKTON	BRUCE ROAD 3	Property Damage Only

Municipality of Brockton

Traffic Statistics

January 2023

Offence	January 2022	January 2023	% Change	Average
Traffic Complaint	9	8	-11%	8.5
RIDE	6	25	+316%	15.5
Traffic Hazard	5	4	-20%	4.5
Traffic Enforcement	4	25	+525%	14.5
Impaired/Over 80	4	2	-50%	3
Dangerous Operation	0	0	0	0
Stunt Driving	0	0	0	0
E-Ticketing	10	70	+600%	40

Detachment Updates

January 2023

Calls for Service of Note

Violent Crime

Sexual Assaults – charges have been laid in each of these occurrences.

Property Crime

Break and Enter – all Break and Enters occurred to outbuildings. In one case a significant amount of tools were stolen.

Theft – one occurrence involved the theft of fuel. The rest involved the same business address. The business is considering the purchase of cameras and increased lighting.

Fraud – the frauds included a variety of scams ranging from credit card fraud, bank scams and identification theft.

Mischief – both occurrences involved damage to motor vehicles that appeared to be targeted.

Traffic

Focused Patrol - A Focused Patrol has been created for the Village of Cargill to address an identified concern during the commuter hours. Approximately 10 hours of dedicated enforcement has been completed with one warning and one charge.

Other

Foot Patrol – 69.25 hours

Crime Stoppers Tips – 1

In Car Camera Implementation – All officers in South Bruce including our CCM staff are in the process of taking the on-line In Car Camera (ICC) training. Installation of the ICCs in each frontline cruiser is scheduled to begin in March. Every frontline OPP cruiser will have front facing and rear seat facing cameras as well as Automated Licence Plate Reader technology.

Body Worn Camera Implementation – issue of Body Worn cameras to all frontline officers is expected within the year.

Community Events

Battle of the Badges – South Bruce OPP won back their hockey pride during an exciting game on Family Day. The organizers did a fantastic job of organizing and with an amazing turnout from the community will be making a donation to the Hospital Foundation.