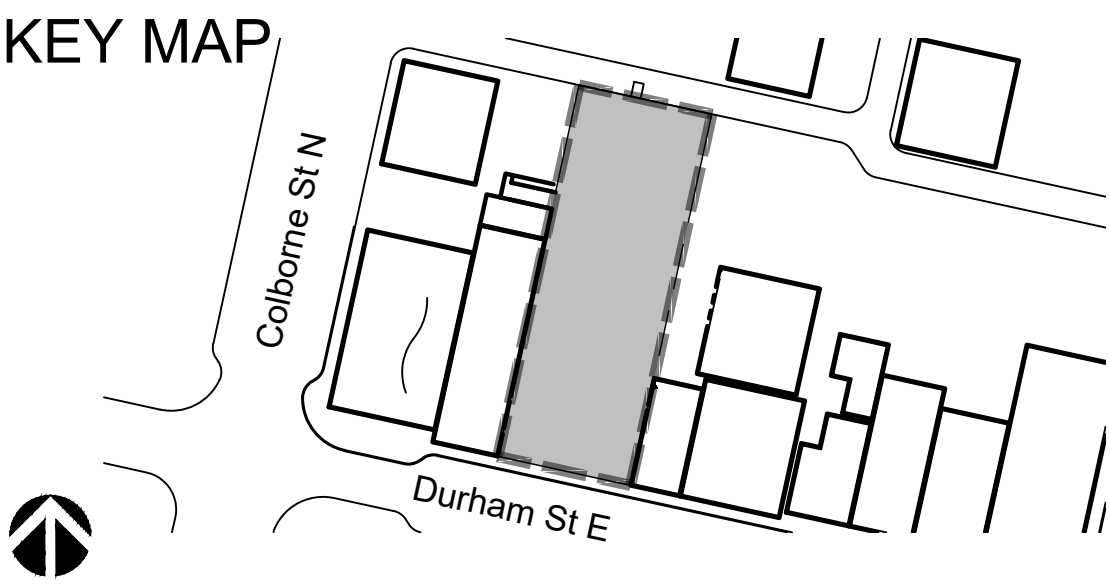


MARKET GARDEN

312 DURHAM STREET E, WALKERTON, ON

MUNICIPALITY OF BROCKTON

APRIL 2022



Artist Rendition - J.Short

CONTENTS

L0	Existing Conditions/Removals	L5	Hardscape Details	L10	Softscape Details
L1	Layout Plan	L6	Amenity Details	E1	Site Electrical Plan
L2	Grading & Utilities Plan	L7	Amenity Details	SL1	Site Lighting Plan
L3	Planting Plan	L8	Amenity Details		
L4	Hardscape Details	L9	Amenity Details		

ska

Stempski Kelly Associates Inc.

.....

Design Landscape Architecture Planning

P.O. Box 399, Fergus, ON. N1M 3E2

Voice (519) 787 4313

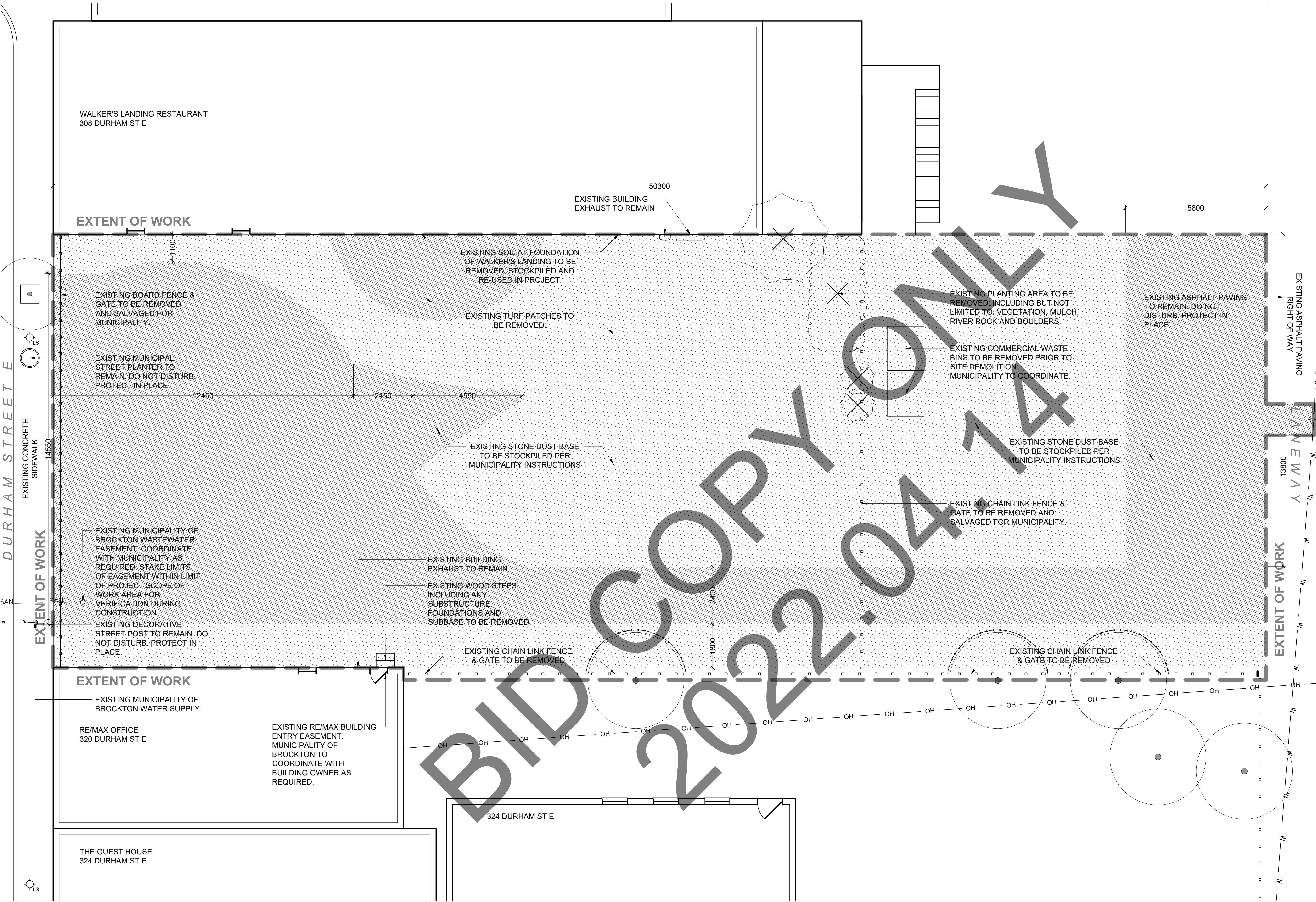
jacklyn@ska-design.ca www.ska-design.ca

MIGHTON

ENGINEERING















Brockton

Come home to community



EXISTING CONDITIONS & REMOVALS REFERENCE NOTES:

- 1) THE CONTRACTOR SHALL CHECK AND VERIFY ALL DIMENSIONS AND CONDITIONS ON THE PROJECT AND IMMEDIATELY REPORT ANY DISCREPANCIES TO THE OWNER BEFORE PROCEEDING WITH WORK.
- 2) ALL DIMENSIONS ARE IN MILLIMETRES UNLESS OTHERWISE STATED.
- 3) THE CONTRACTOR SHALL LAYOUT THE SITE REMOVALS AND SEEK APPROVAL OF THE LANDSCAPE ARCHITECT PRIOR TO PROCEEDING WITH WORK.

LEGEND			
	Existing Coniferous Tree to Remain		Existing Fencing
	Existing Deciduous Tree to Remain		Existing Overhead Wire
	Existing Planting Bed to Remain		Existing Stormwater Main
	Existing Coniferous Tree to be Removed		Existing Stormwater Catchbasin
	Existing Deciduous Tree to be Removed		Existing Wastewater Main
	Existing Planting Bed to be Removed		Existing Water Supply
	Tree Protection Fencing		Existing Light Standard

QUANTITY TAKEOFFS		
Approx. Excavation/Removal Depths:		Approx. Qty.:
	0 mm	0.0 m³
	150 mm	75.0 m³
	325 mm	138.0 m³

3	14/04/2022	Issued for Tender
2	01/03/2022	Issued for Municipal Review
1	08/09/2021	Issued for Committee Review
No.	Date	Item

Revisions

This drawing is an instrument of professional services and is intended for the use only in connection with the project covered by the consultant agreement.

MUNICIPALITY OF BROCKTON

100 SCOTT STREET

P.O. BOX 68

WALKERTON, ON

N0G 2V0

ska

Stempski Kelly Associates Inc.

Design Landscape Architecture Planning

P.O. Box 399, Fergus, ON. N1M 3E2

Voice (519) 787 4313

jacklyn@ska-design.ca www.ska-design.ca

Project

MARKET GARDEN

312 DURHAM STREET E

WALKERTON, ON

JS

Drawn

SK

Checked

Project No.

April 2022

Date

Stamp

Sheet Title:

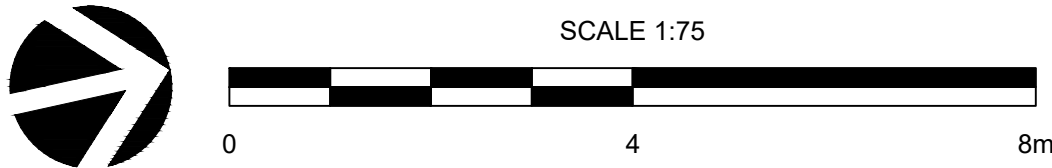
Existing Conditions/Removals

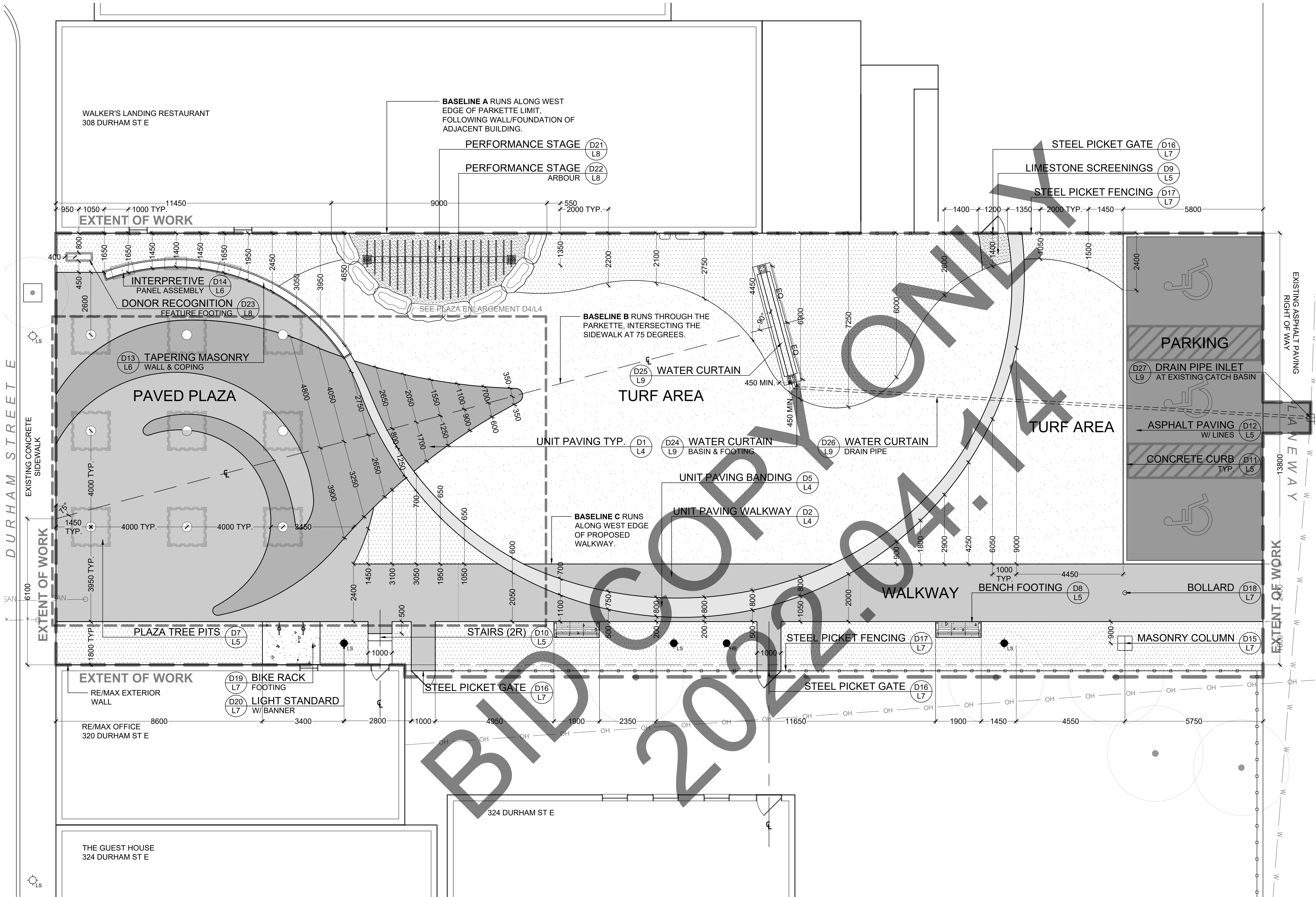
Scale

1:75

Sheet No.

L0





LAYOUT PLAN NOTES:

- 1) THE CONTRACTOR SHALL CHECK AND VERIFY ALL DIMENSIONS AND CONDITIONS ON THE PROJECT AND IMMEDIATELY REPORT ANY DISCREPANCIES TO THE OWNER BEFORE PROCEEDING WITH WORK.
- 2) ALL DIMENSIONS ARE IN MILLIMETRES UNLESS OTHERWISE STATED.
- 3) THE CONTRACTOR SHALL LAYOUT THE SITE AND SEEK APPROVAL OF THE LANDSCAPE ARCHITECT PRIOR TO PROCEEDING WITH WORK.

LEGEND

- Proposed Planting Bed

Proposed Turf

Proposed Asphalt

Proposed Unit Paving - Typical

Proposed Unit Paving - Walkway

Proposed Unit Paving - Banding

Proposed Concrete

Proposed Limestone Screenings
- Existing Coniferous Tree

Proposed Coniferous Tree

Existing Deciduous Tree

Proposed Deciduous Tree

Existing Light Standard

Proposed Light Standard

3	14/04/2022	Issued for Tender
2	01/03/2022	Issued for Municipal Review
1	08/09/2021	Issued for Committee Review
No.	Date	Item

Revisions

This drawing is an instrument of professional services and is intended for the use only in connection with the project covered by the consultant agreement.

MUNICIPALITY OF BROCKTON
100 SCOTT STREET
P.O. BOX 68
WALKERTON, ON
N0G 2V0



ska
Stempski Kelly Associates Inc.
.....
Design Landscape Architecture Planning
P.O. Box 399, Fergus, ON. N1M 3E2
Voice (519) 787 4313
jacklyn@ska-design.ca www.ska-design.ca

Project
MARKET GARDEN
312 DURHAM STREET E
WALKERTON, ON

JS
Drawn

SK
Checked

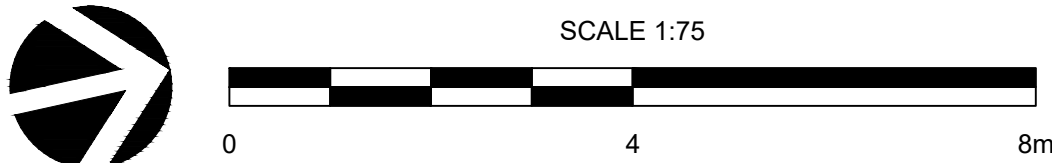
Project No.
April 2022
Date
Stamp

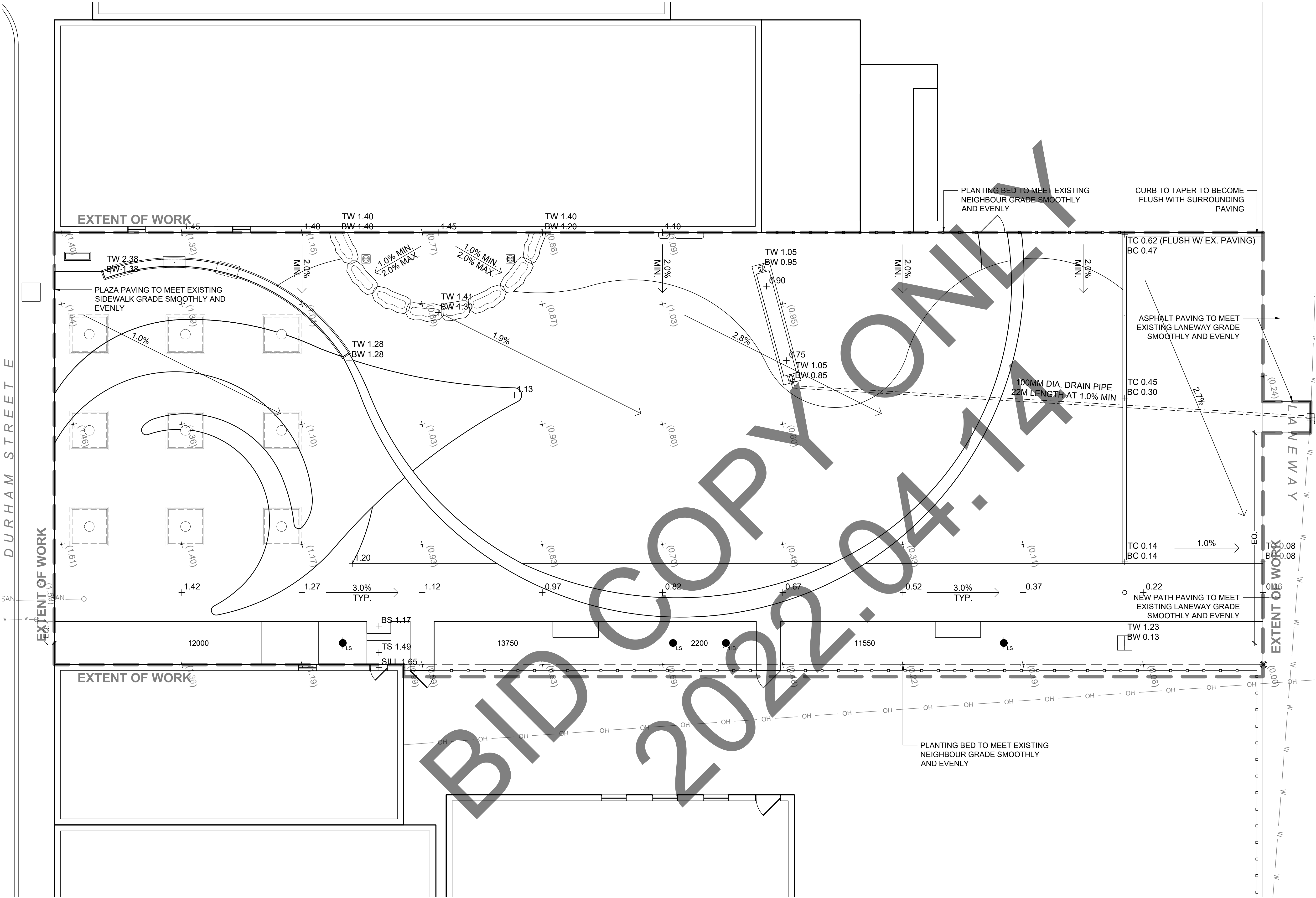
Sheet Title:
Layout Plan

Sheet No.

L1













Scale
1:75





GRADING & UTILITY REFERENCE NOTES:

- 1) DISTURBED AREAS SHALL BE FINE GRADED TO PROVIDE A SMOOTH TRANSITION TO MEET THE GRADE OF UNDISTURBED AREAS. SMOOTH TRANSITIONS SHALL BE PROVIDED AT ALL CHANGES OF GRADIENT AND MATERIALS UNLESS OTHERWISE NOTED.
- 2) MAINTAIN 2% MINIMUM SLOPE ACROSS ALL TURF AREAS.
- 3) MAINTAIN 0.5% MINIMUM AND 3% MAXIMUM SLOPE ACROSS ALL PAVED SURFACES.
- 4) CONTRACTOR TO ACCOMMODATE ELECTRICAL CONDUIT UNDER PAVING AS REQUIRED BY OTHERS.
- 5) SUBGRADE UTILITIES OR SERVICES SHOWN ARE APPROXIMATE. IT IS THE RESPONSIBILITY OF THE CONTRACTOR TO HAVE ALL UTILITY LOCATIONS PROPERLY IDENTIFIED AND STAKED PRIOR TO COMMENCING WORK.
- 6) REFER TO E1 AND SL1 FOR SITE ELECTRICAL AND LIGHTING.

LEGEND			
	Existing Spot Elevation		Existing Light Standard
	Proposed Spot Elevation		Proposed Light Standard
	Existing Fencing		Benchmark
	Existing Overhead Wire		Proposed Hose Bib
	Existing Stormwater Main		
	Existing Stormwater Catchbasin		
	Existing Wastewater Main		
	Existing Water Supply		

3	14/04/2022	Issued for Tender
2	01/03/2022	Issued for Municipal Review
1	08/09/2021	Issued for Committee Review
No.	Date	Item

Revisions

This drawing is an instrument of professional services and is intended for the use only in connection with the project covered by the consultant agreement.

MUNICIPALITY OF BROCKTON

100 SCOTT STREET
P.O. BOX 68
WALKERTON, ON
N0G 2V0



ska

Stempski Kelly Associates Inc.

Design Landscape Architecture Planning
P.O. Box 399, Fergus, ON. N1M 3E2
Voice (519) 787 4313
jacklyn@ska-design.ca www.ska-design.ca

Project

MARKET GARDEN

312 DURHAM STREET E
WALKERTON, ON

JS
Drawn

SK
Checked

Project No.

April 2022

Date

Stamp

Sheet Title:

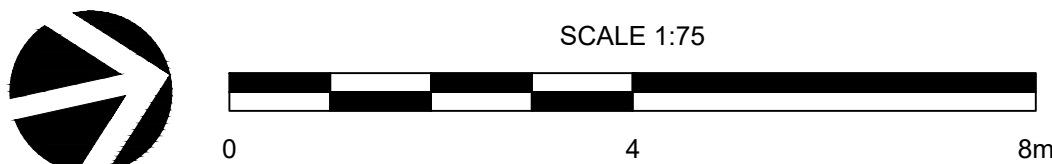
Grading & Utilities
Plan

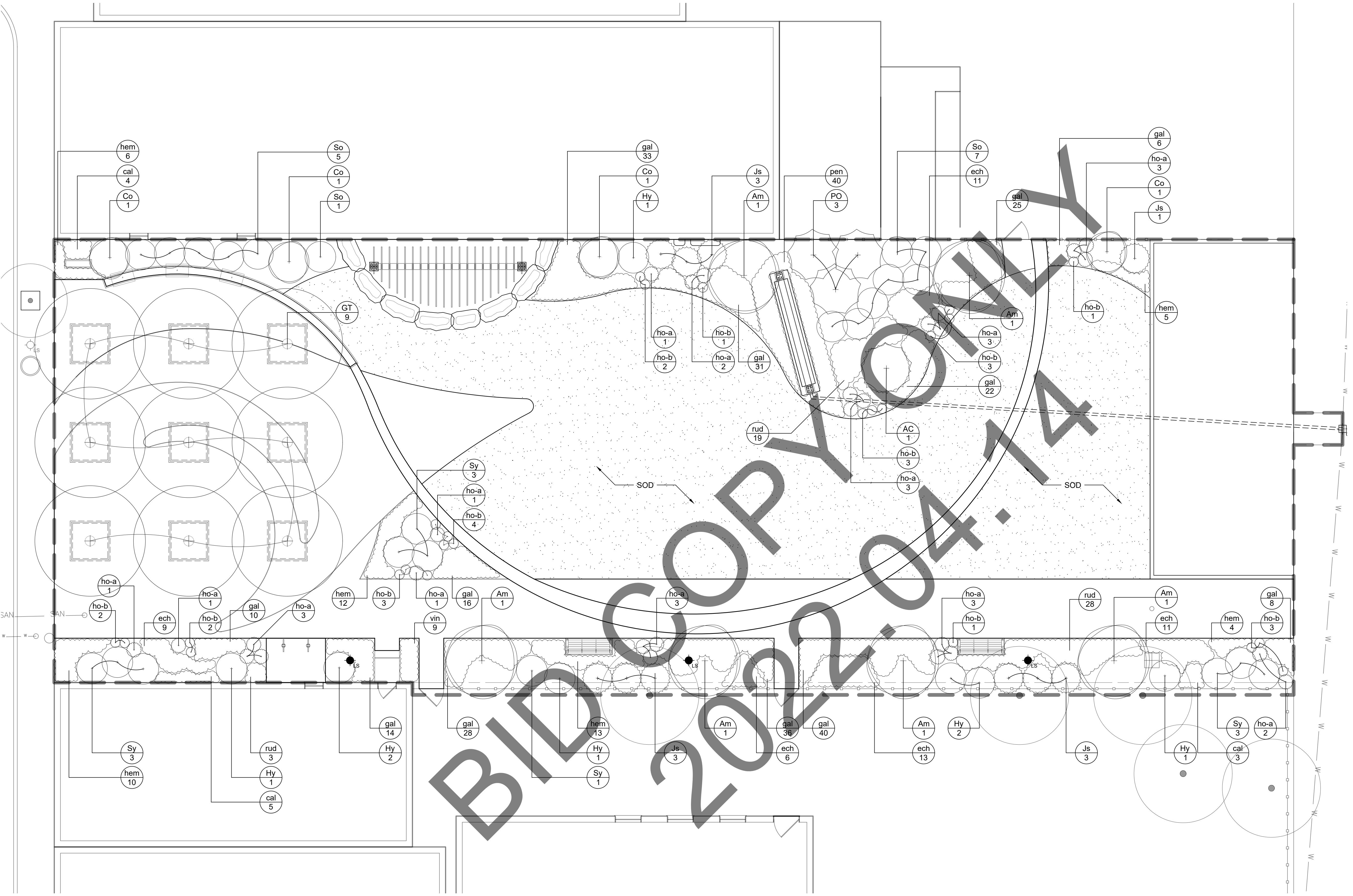
Scale

1:75

Sheet No.

L2

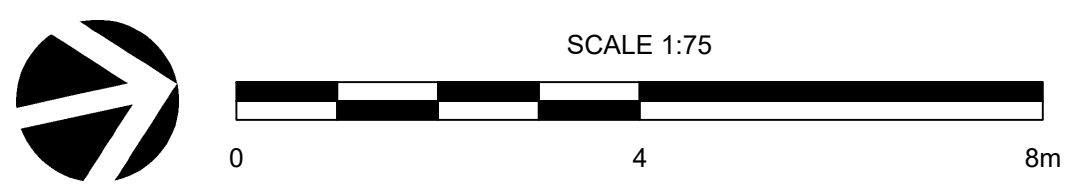




PLANT LIST:

KEY	BOTANICAL NAME	COMMON NAME	QTY	SIZE	CONDITIONS	REMARKS
Deciduous Trees						
GT	Gleditsia triacanthos var. inermis 'Shademaster'	Shademaster Honey Locust	9	45mm	WB	Similar form
Coniferous Trees						
AC	Abies concolor	White Fir	1	200cm	WB	
PO	Picea omorika	Serbian Spruce	3	200cm	WB	
Shrubs						
Am	Amelanchier canadensis	Shadblow Serviceberry	6	175cm 10gal	Potted	Clump form
Co	Cornus alterniflora	Pagoda Dogwood	4	80cm 5gal	Potted	
Hy	Hydrangea arborescens 'Annabelle'	Annabelle Hydrangea	7	1gal	Potted	1250mm O.C.
Js	Juniperus squamata 'Holger'	Holger Juniper	10	40cm 3gal	Potted	
So	Sorbaria sorbifolia	False Spirea	11	40cm 3gal	Potted	
Sy	Syringa meyeri 'Palibin'	Dwarf Korean Lilac	10	60cm 7gal	Potted	1000 O.C.

KEY	BOTANICAL NAME	COMMON NAME	QTY	SIZE	CONDITIONS	REMARKS
Perennials						
ech	Echinacea purpurea	Purple Coneflower	49	1gal	Potted	500mm O.C.
gal	Galium odoratum	Sweet Woodruff	278	1gal	Potted	400mm O.C.
hem	Hemerocallis 'Stella D'oro'	Stella D'oro Daylily	50	1gal	Potted	500mm O.C.
ho-a	Hosta 'Blue Wedgewood'	Blue Wedgewood Hosta	24	1gal	Potted	600mm O.C.
ho-b	Hosta 'Green Mouse Ears'	Green Mouse Ears Hosta	25	1gal	Potted	400mm O.C.
rud	Rudbeckia hirta	Black-eyed Susan	50	1gal	Potted	500mm O.C.
Grasses						
cal	Calamagrostis acutiflora 'Eldorado'	Feather Reed Grass	10	1gal	Potted	500mm O.C.
pen	Pennisetum alopecuroides 'Little Bunny'	Little Bunny Dwarf Fountain Grass	40	1gal	Potted	600mm O.C.



LEGEND

- Coniferous Tree (Proposed)
- Deciduous Tree (Existing)
- Deciduous Tree (Proposed)
- Deciduous Shrub (Proposed)
- Coniferous Shrub (Proposed)
- Perennial (Proposed - Individual)
- Perennial (Proposed - Group)

3	14/04/2022	Issued for Tender
2	01/03/2022	Issued for Municipal Review
1	08/09/2021	Issued for Committee Review
No.	Date	Item

Revisions

This drawing is an instrument of professional services and is intended for the use only in connection with the project covered by the consultant agreement.

MUNICIPALITY OF BROCKTON

100 SCOTT STREET
P.O. BOX 68
WALKERTON, ON
N0G 2V0



ska

Stempski Kelly Associates Inc.

Design Landscape Architecture Planning
P.O. Box 399, Fergus, ON. N1M 3E2
Voice (519) 787 4313
jacklyn@ska-design.ca www.ska-design.ca

Project

MARKET GARDEN

312 DURHAM STREET E
WALKERTON, ON

JS
Drawn

SK
Checked

Project No.

April 2022

Date

Stamp

Sheet Title:

Planting Plan

Scale

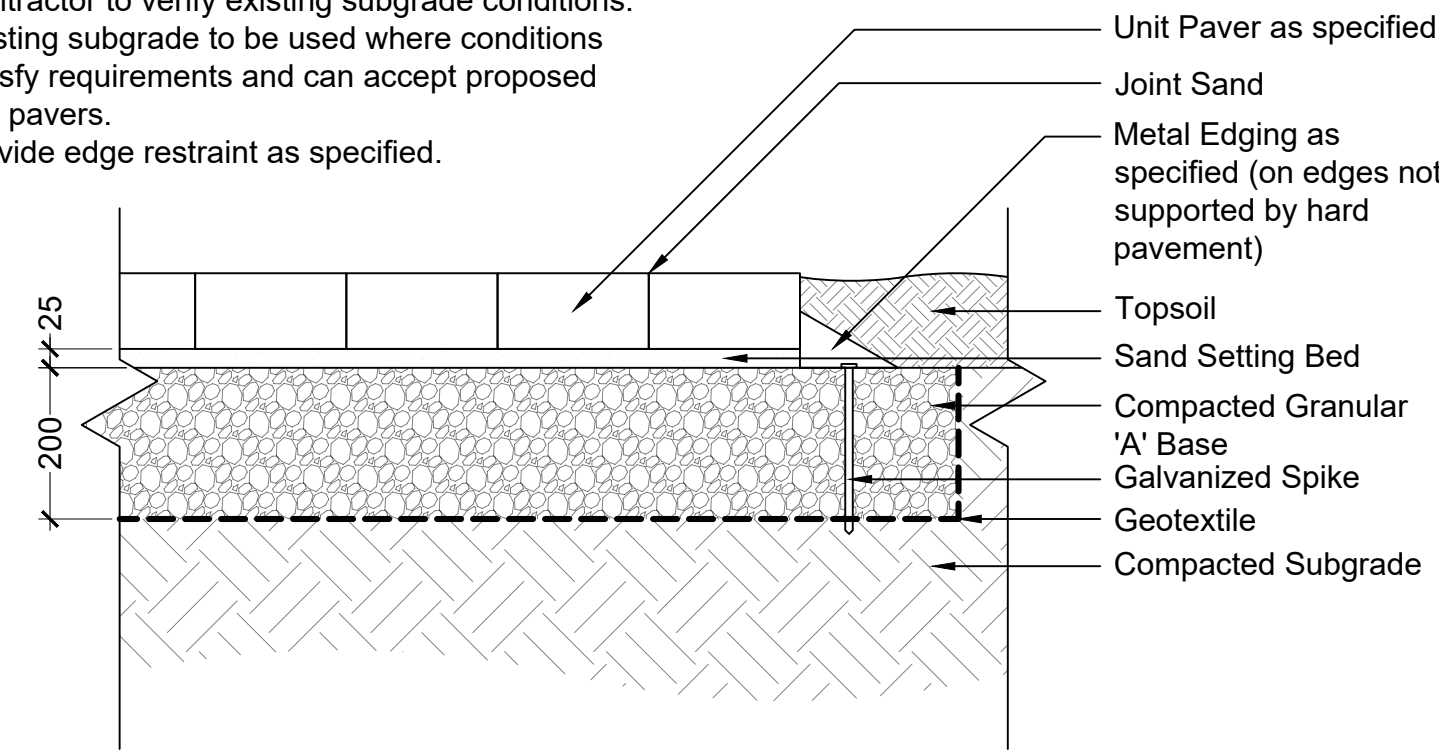
1:75

Sheet No.

L3

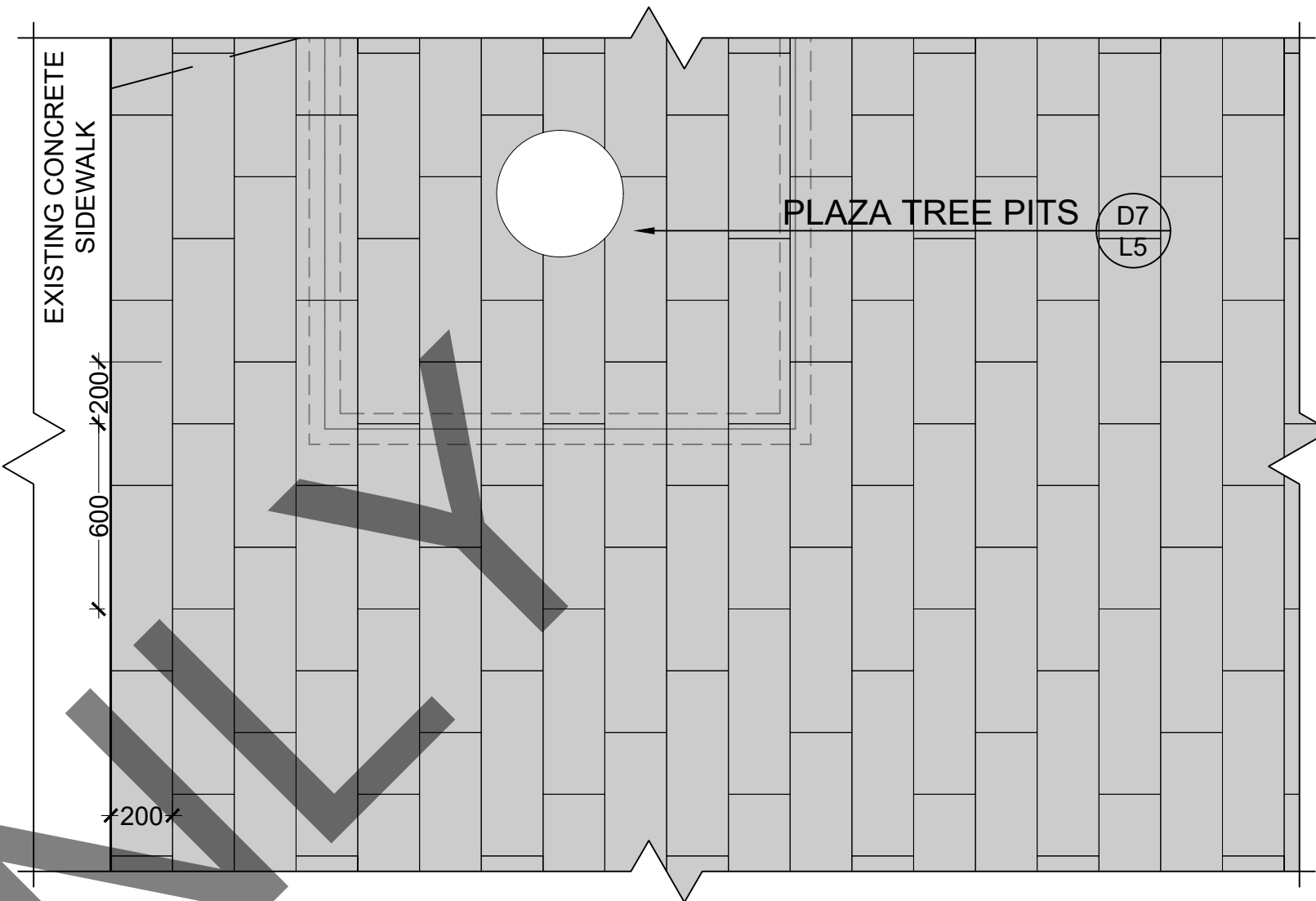
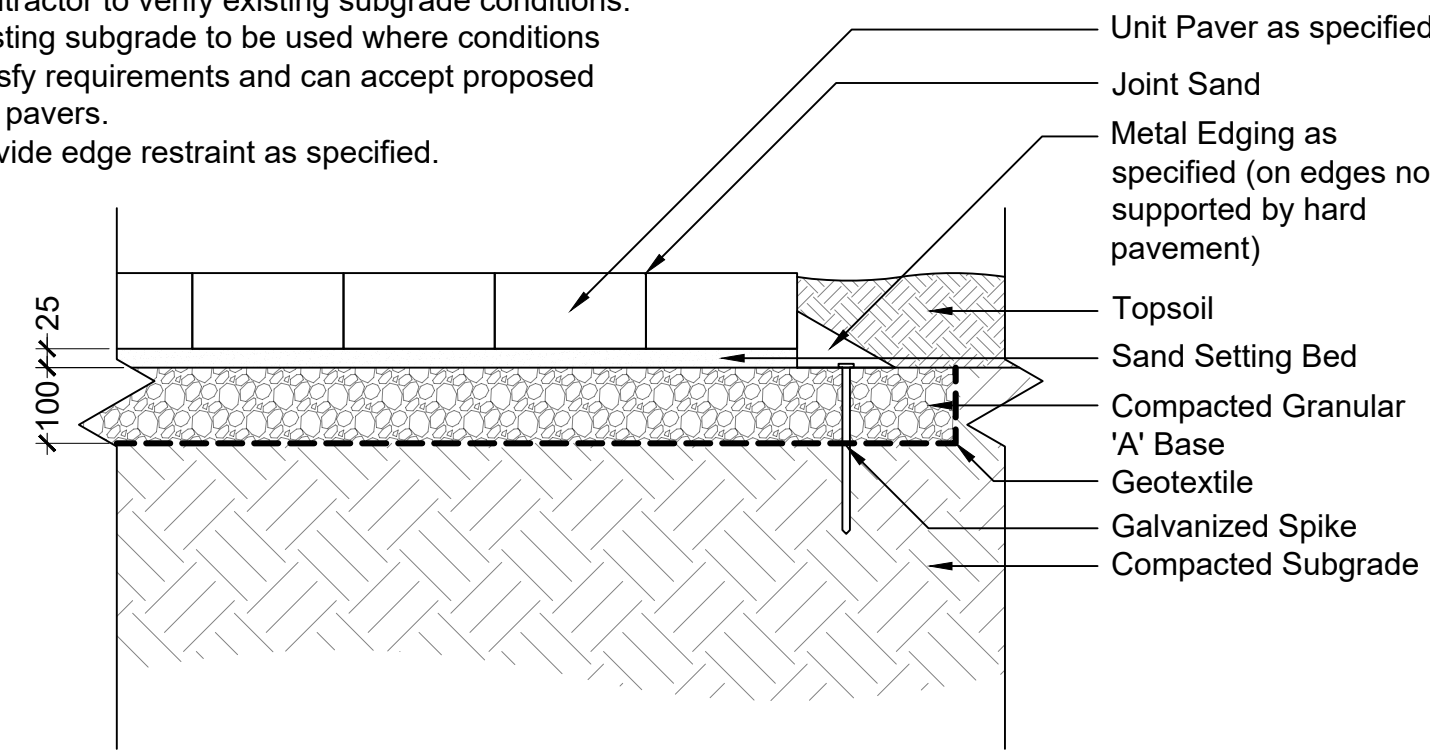
NOTES:

- 1) Contractor to verify existing subgrade conditions. Existing subgrade to be used where conditions satisfy requirements and can accept proposed unit pavers.
- 2) Provide edge restraint as specified.



NOTES:

- 1) Contractor to verify existing subgrade conditions. Existing subgrade to be used where conditions satisfy requirements and can accept proposed unit pavers.
- 2) Provide edge restraint as specified.



1 UNIT PAVING TYP.
section

1:10

2 WALKWAY PAVING
section

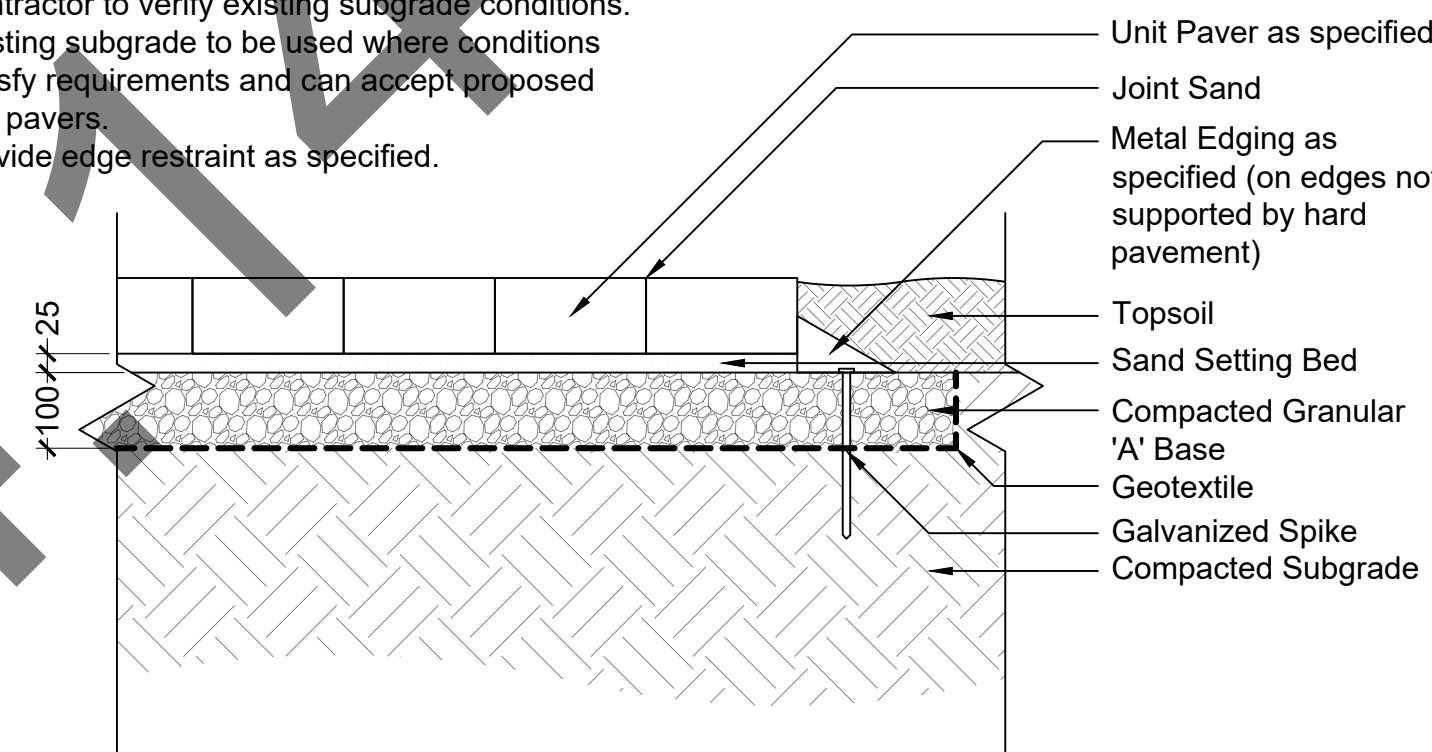
1:10

4 WALKWAY PAVING
plan

1:20

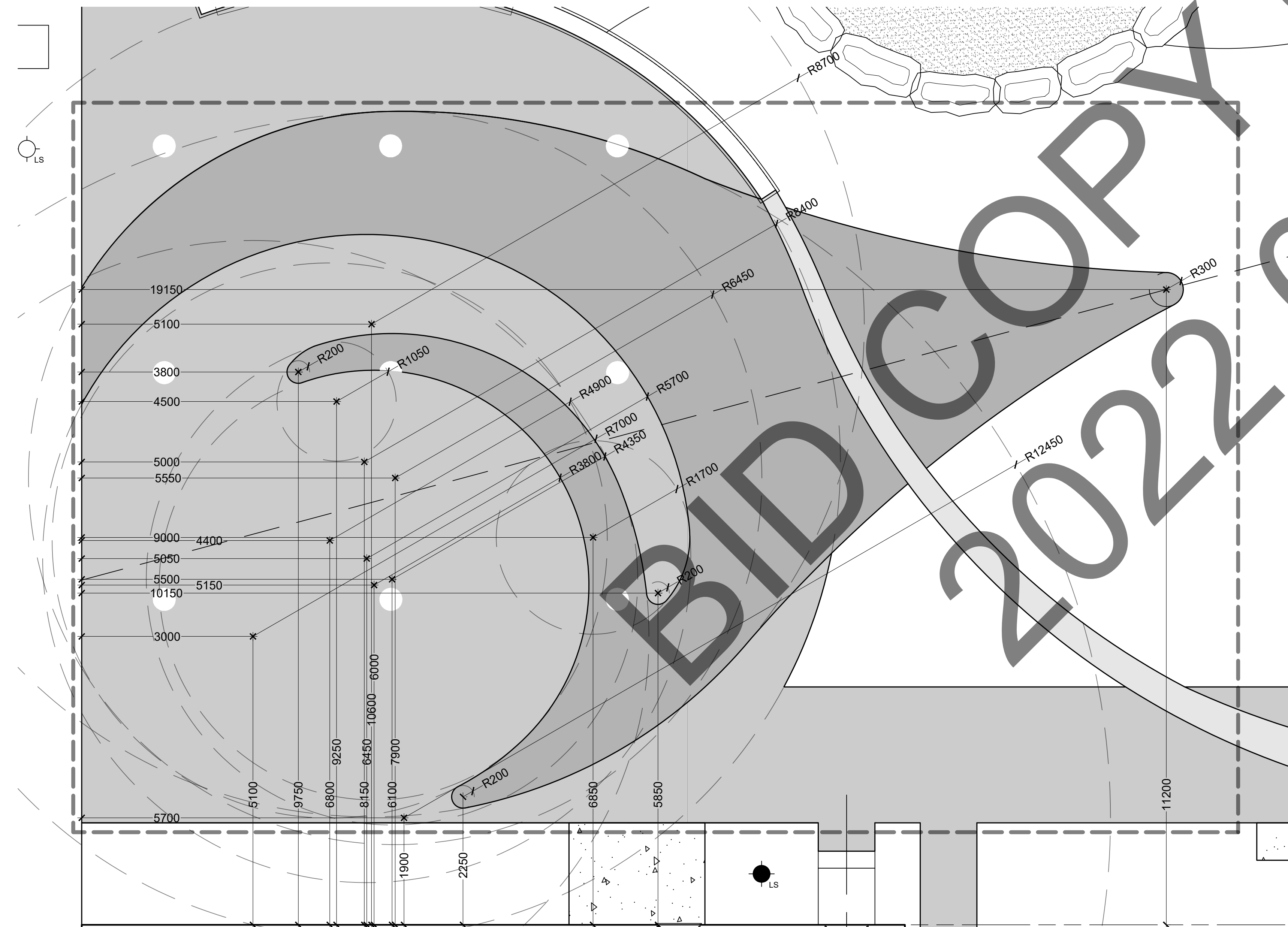
NOTES:

- 1) Contractor to verify existing subgrade conditions. Existing subgrade to be used where conditions satisfy requirements and can accept proposed unit pavers.
- 2) Provide edge restraint as specified.



5 UNIT PAVING BANDING
section

1:10



3 PLAZA ENLARGEMENT
plan

1:50

6 UNIT PAVING BANDING
plan

1:20

DETAIL NOTES:

- 1) THE CONTRACTOR SHALL CHECK AND VERIFY ALL DIMENSIONS AND CONDITIONS ON THE PROJECT AND IMMEDIATELY REPORT ANY DISCREPANCIES TO THE OWNER BEFORE PROCEEDING WITH WORK.
- 2) ALL DIMENSIONS ARE IN MILLIMETRES UNLESS OTHERWISE STATED.
- 3) THE CONTRACTOR SHALL LAYOUT THE SITE AND SEEK APPROVAL OF THE LANDSCAPE ARCHITECT PRIOR TO PROCEEDING WITH WORK.

3	14/04/2022	Issued for Tender
2	01/03/2022	Issued for Municipal Review
1	08/09/2021	Issued for Committee Review
No.	Date	Item

Revisions

This drawing is an instrument of professional services and is intended for the use only in connection with the project covered by the consultant agreement.

MUNICIPALITY OF BROCKTON

100 SCOTT STREET
P.O. BOX 68
WALKERTON, ON
N0G 2V0



ska

Stempski Kelly Associates Inc.

Design Landscape Architecture Planning
P.O. Box 399, Fergus, ON. N1M 3E2
Voice (519) 787 4313
jacklyn@ska-design.ca www.ska-design.ca

Project

MARKET GARDEN

312 DURHAM STREET E
WALKERTON, ON

JS
Drawn

SK
Checked

Project No.

April 2022
Date

Stamp

Sheet Title:

Layout Enlargement
Plan

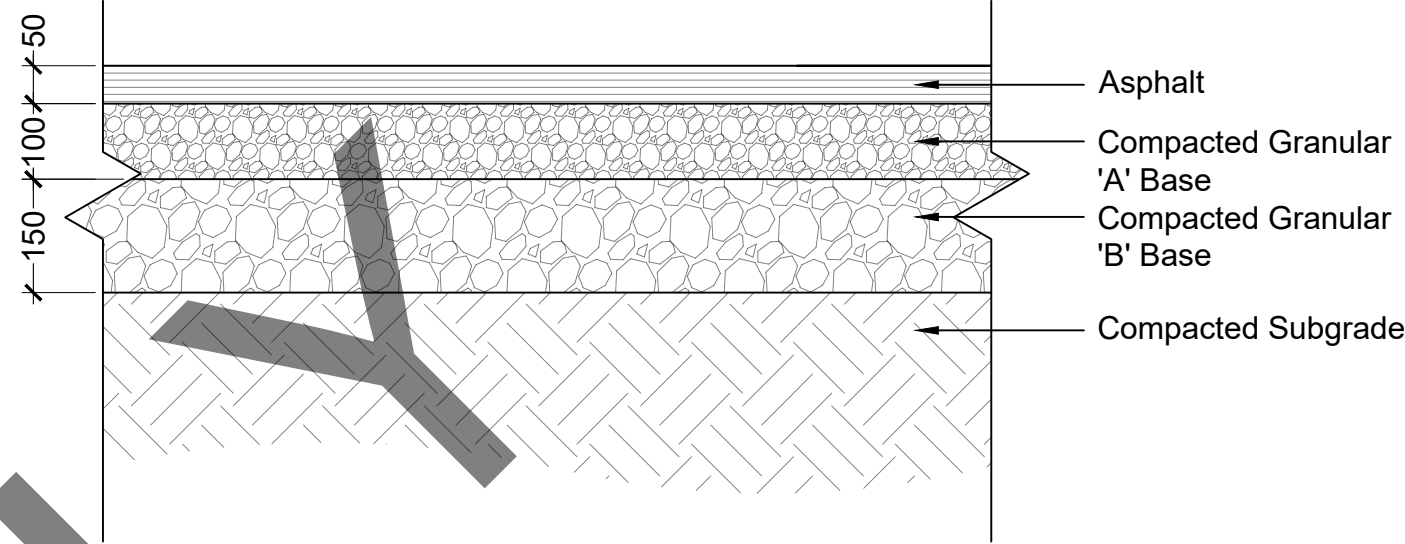
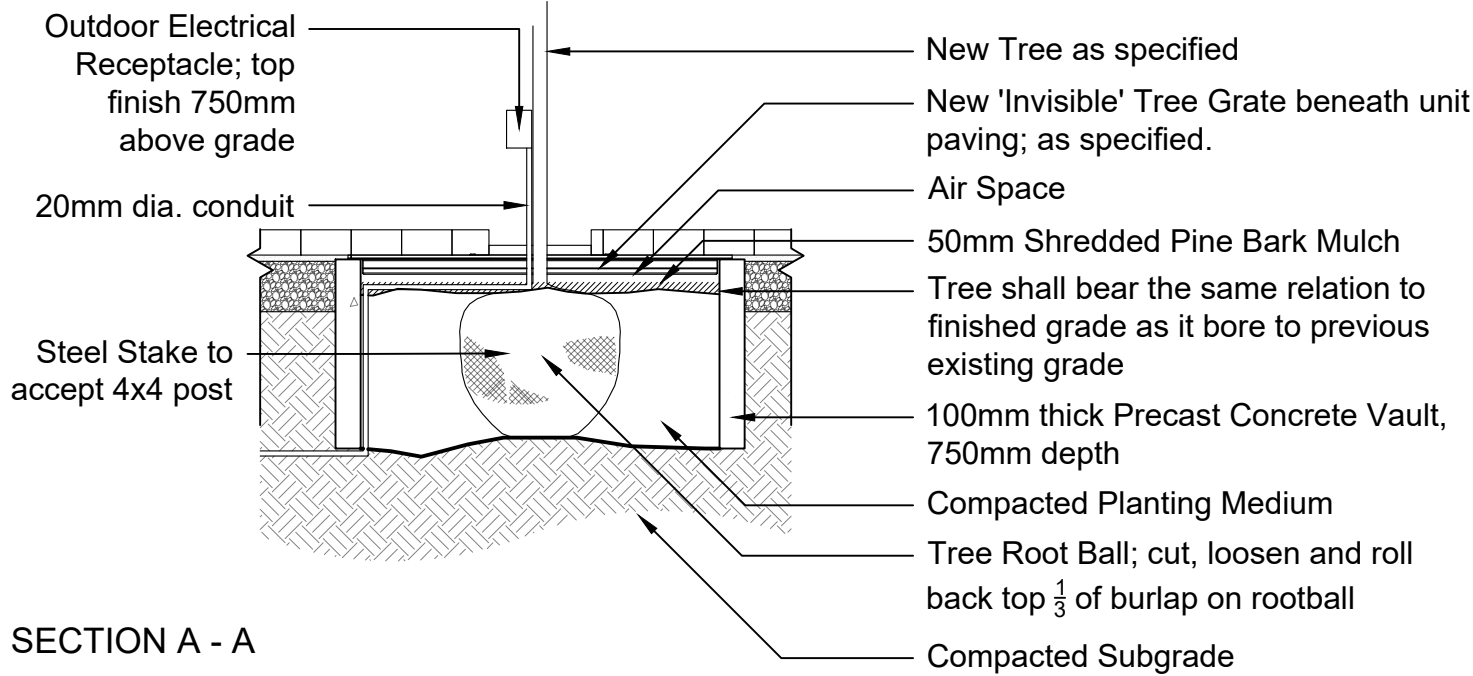
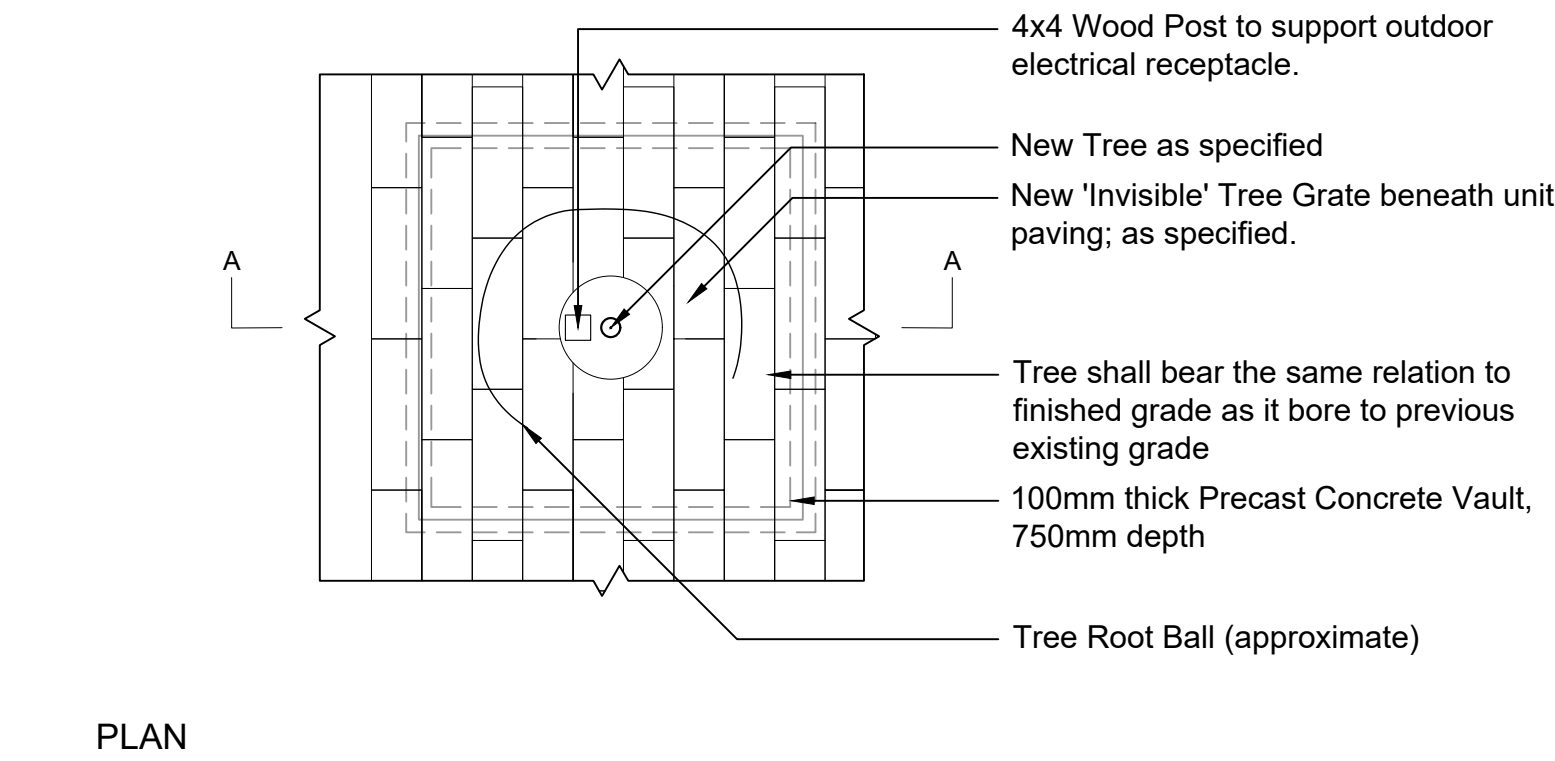
Scale
AS SHOWN

Sheet No.

L4

7 PLAZA TREE PITS
plan & section

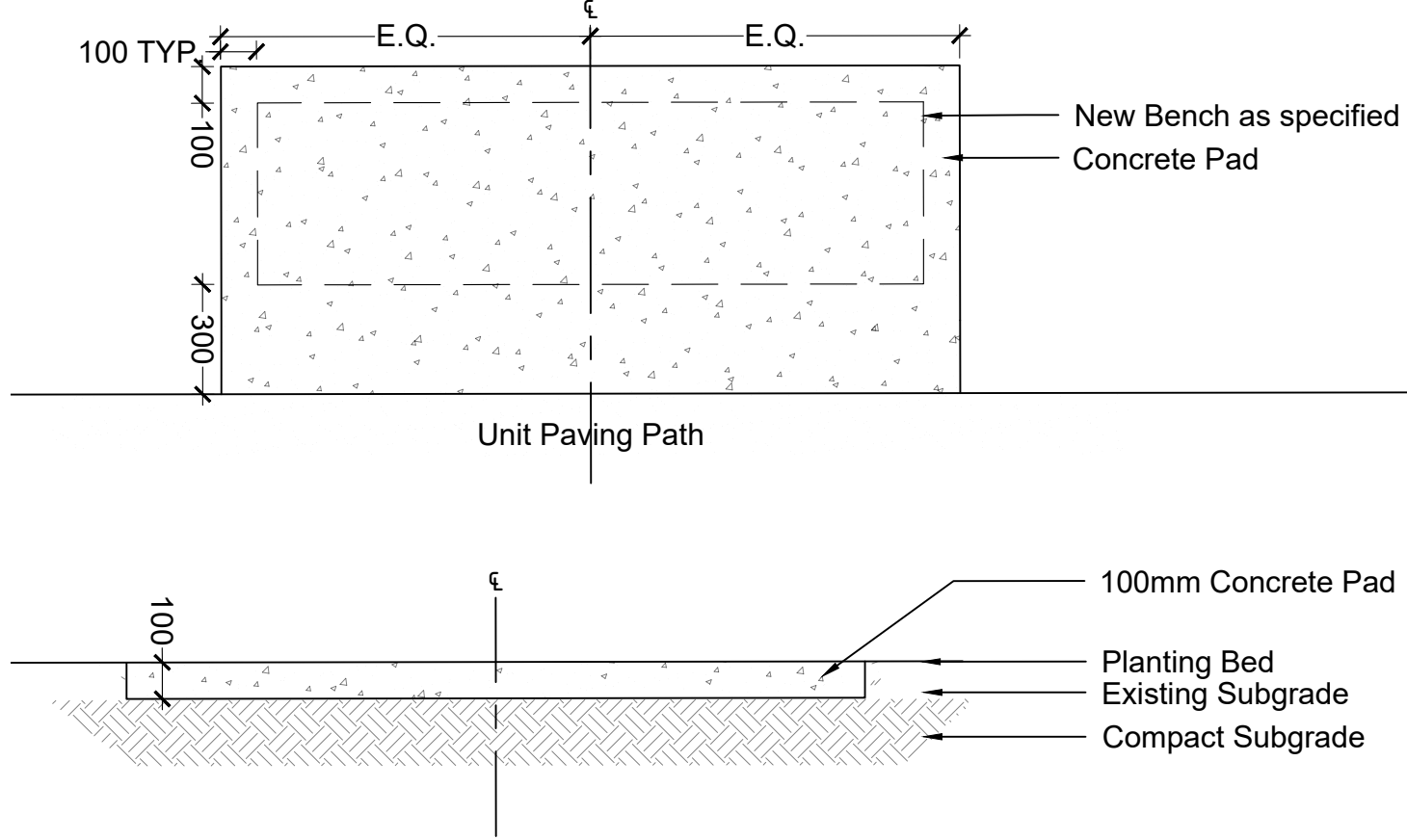
1:30



- DETAIL NOTES:
- 1) THE CONTRACTOR SHALL CHECK AND VERIFY ALL DIMENSIONS AND CONDITIONS ON THE PROJECT AND IMMEDIATELY REPORT ANY DISCREPANCIES TO THE OWNER BEFORE PROCEEDING WITH WORK.
 - 2) ALL DIMENSIONS ARE IN MILLIMETRES UNLESS OTHERWISE STATED.
 - 3) THE CONTRACTOR SHALL LAYOUT THE SITE AND SEEK APPROVAL OF THE LANDSCAPE ARCHITECT PRIOR TO PROCEEDING WITH WORK.

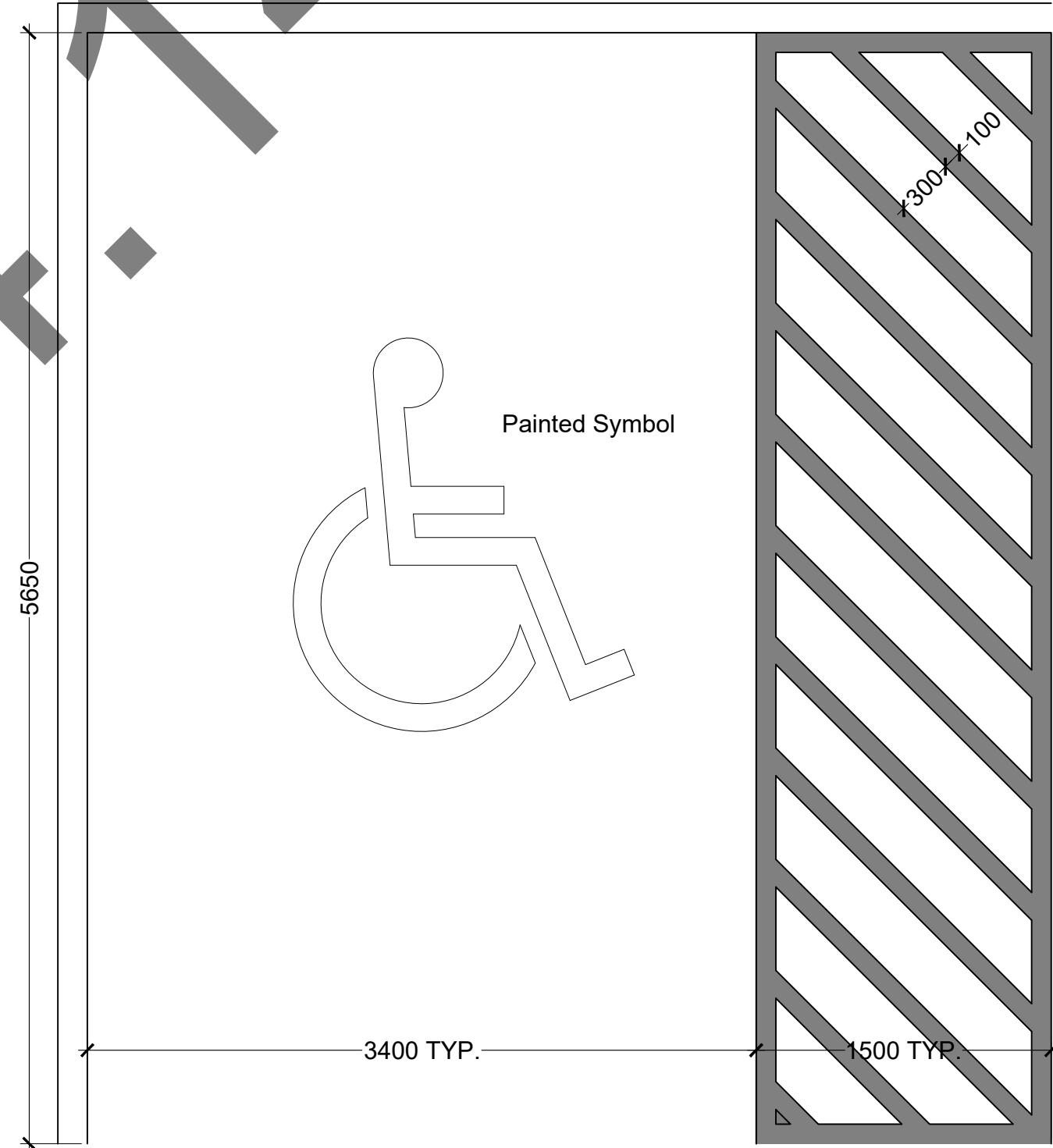
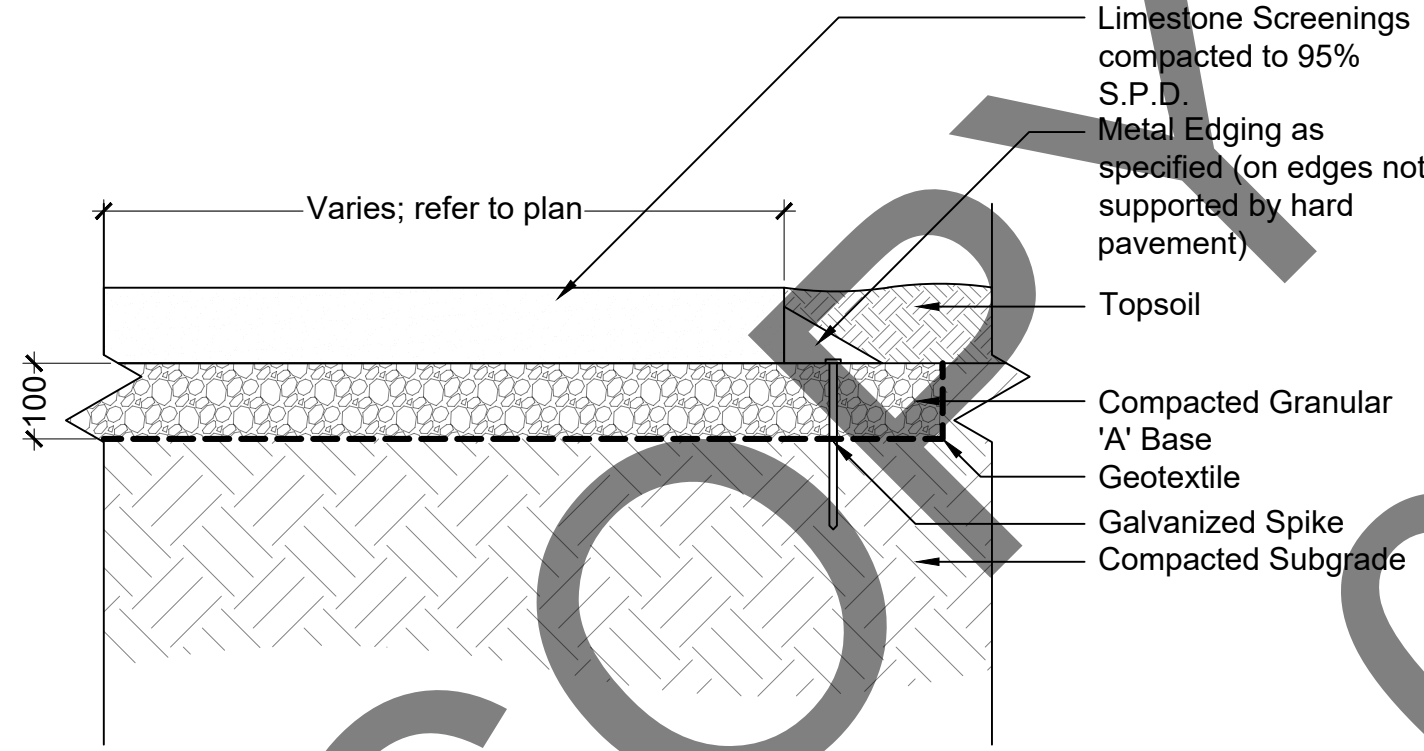
8 BENCH FOOTING
plan & section

1:20



9 LIMESTONE SCREENINGS
section

1:10



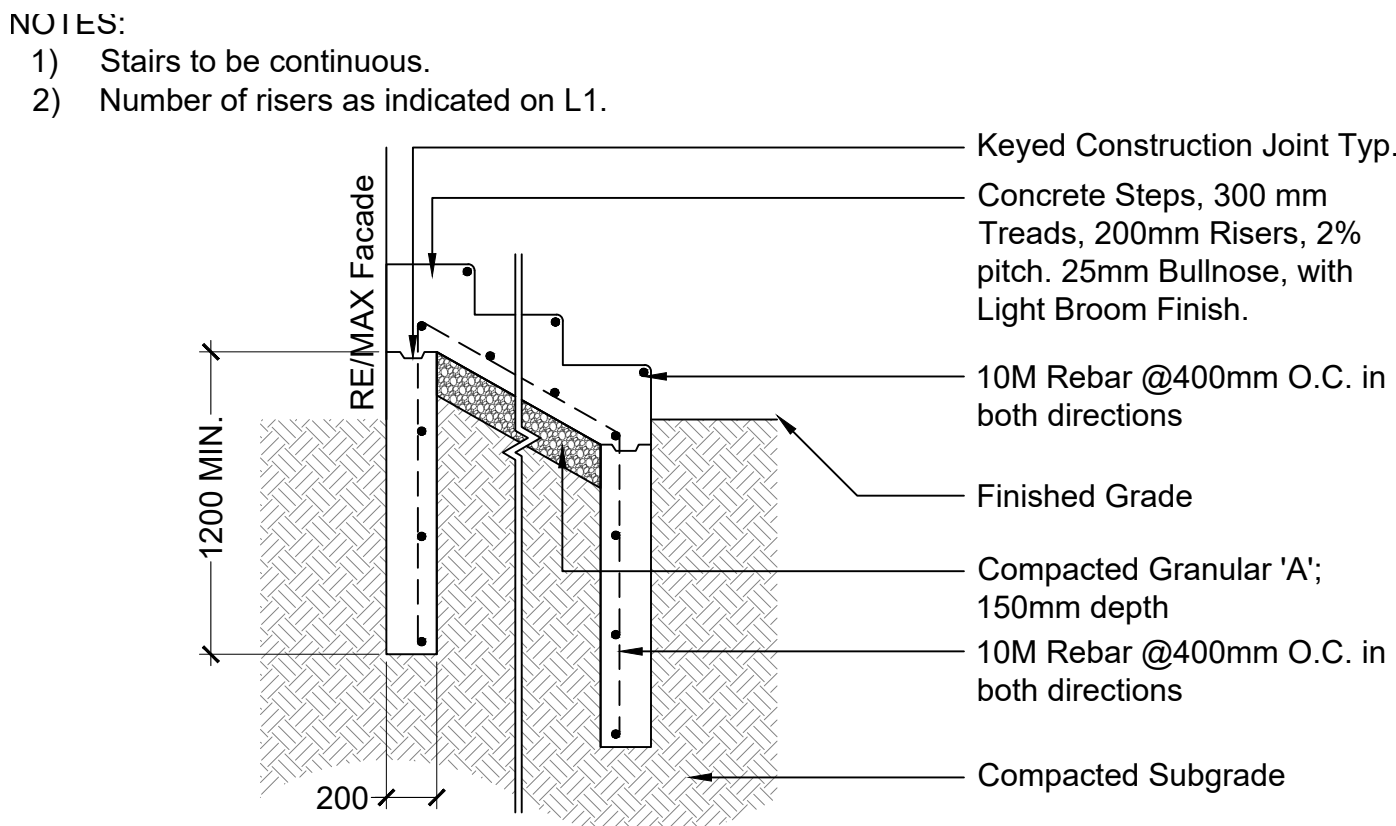
NOTES:
All pavement paint shall be the Seftast Waterborne Traffic paints as supplied by Sherwin Williams (www.swpavementmarkings.com) or approved equal.

Apply paint with stiff bristle brush. After paint has cured, apply driveway protector to the entire painted area. Driveway protector as supplied by H&C (www.hcconcrete.com- apply as mfg. recommendations) or approved equal.

Colour to be selected by the Municipality of Brockton.

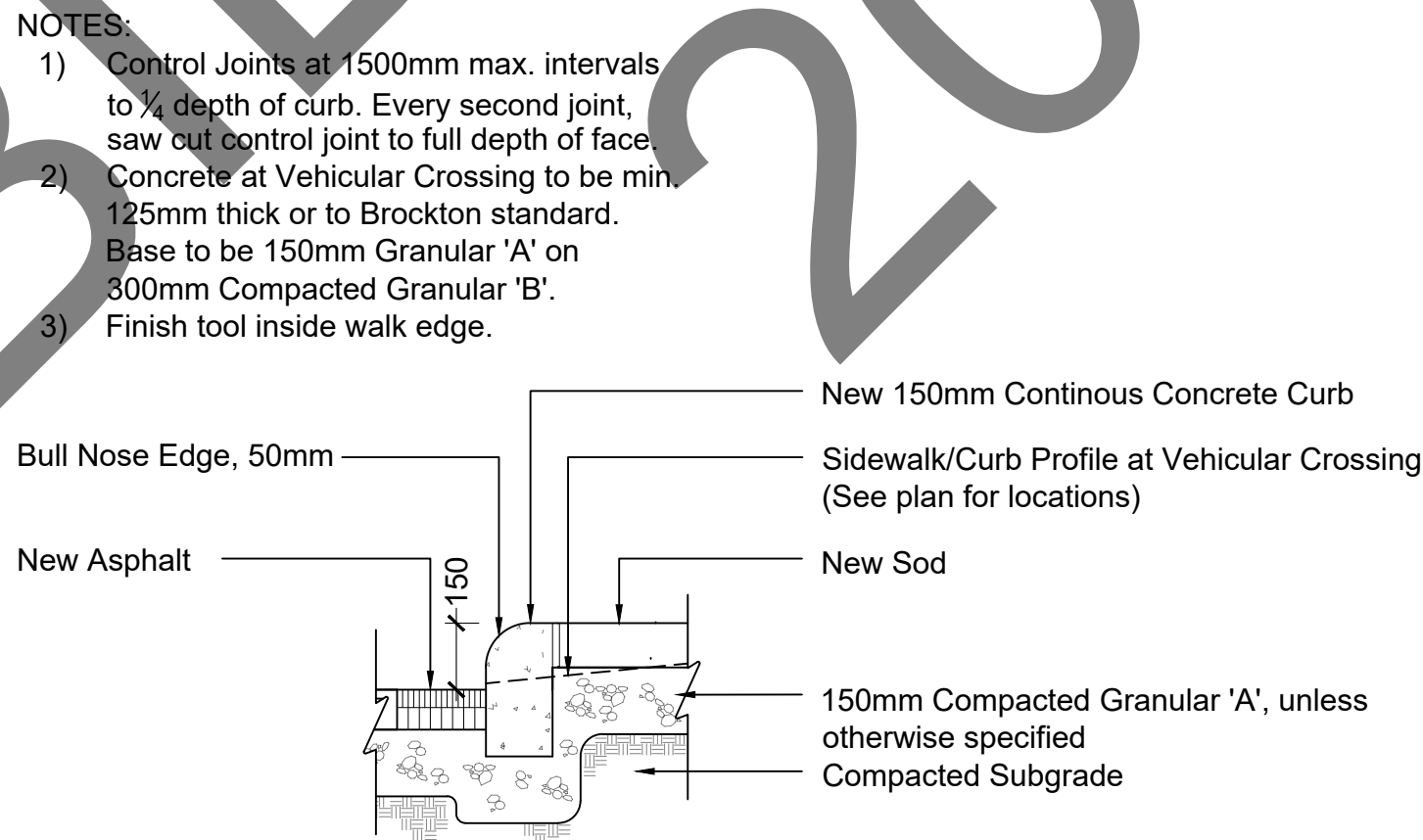
10 STAIRS
section

1:30



11 CONCRETE CURB
section

NTS



12 ASPHALT PAVING WITH LINES
plan & section

NTS

Project
MARKET GARDEN
312 DURHAM STREET E
WALKERTON, ON

JS
Drawn

SK
Checked

Project No.

April 2022
Date

Stamp

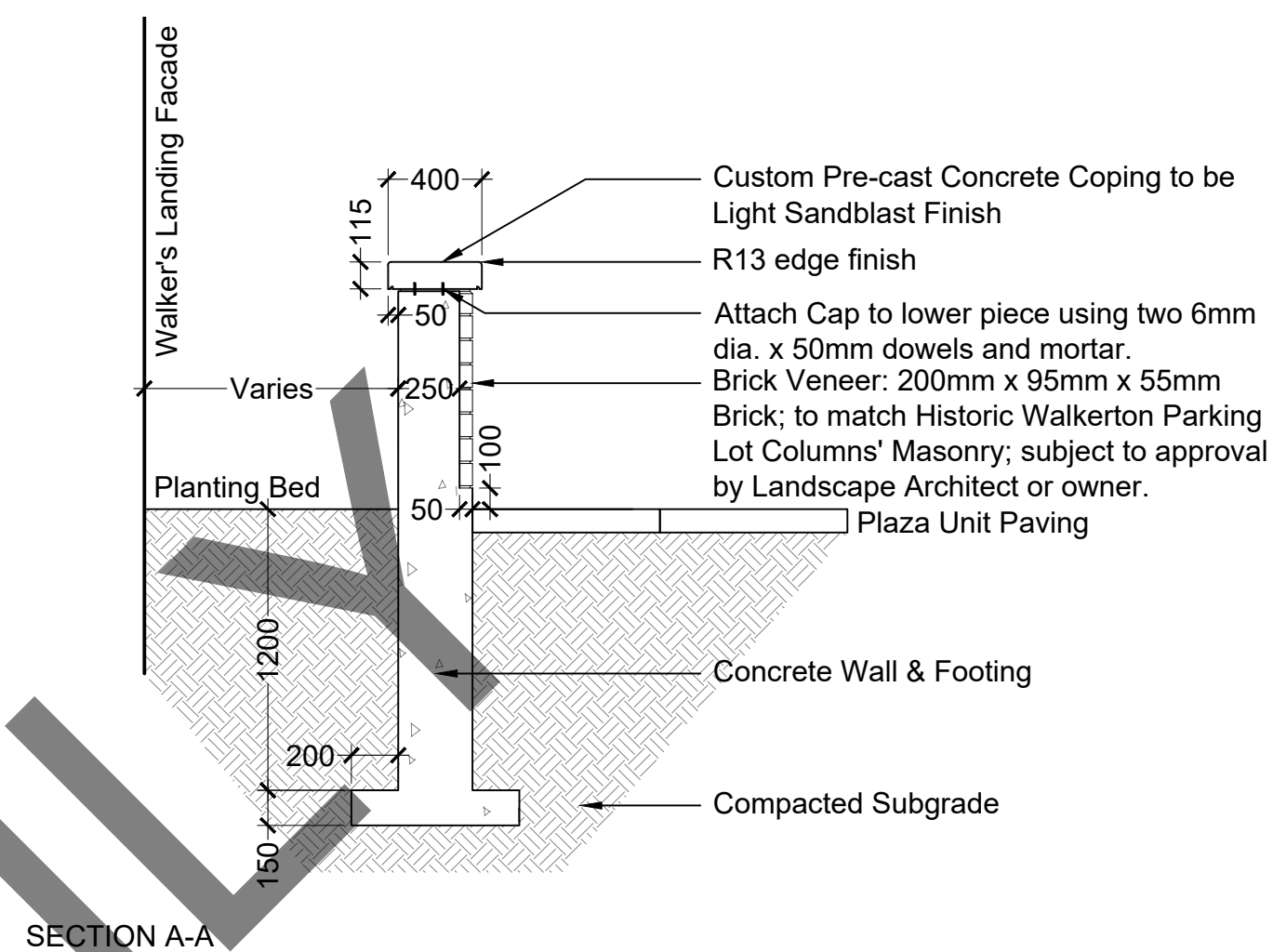
Sheet Title:

Hardscape Details

Sheet No.

L5

Scale
AS SHOWN



PLAN



1:30



14 INTERPRETIVE PANEL ASSEMBLY & MOUNTING

- 1) THE CONTRACTOR SHALL CHECK AND VERIFY ALL DIMENSIONS AND CONDITIONS ON THE PROJECT AND IMMEDIATELY REPORT ANY DISCREPANCIES TO THE OWNER BEFORE PROCEEDING WITH WORK.
- 2) ALL DIMENSIONS ARE IN MILLIMETRES UNLESS OTHERWISE STATED.
- 3) THE CONTRACTOR SHALL LAYOUT THE SITE AND SEEK APPROVAL OF THE LANDSCAPE ARCHITECT PRIOR TO PROCEEDING WITH WORK.

3	14/04/2022	Issued for Tender
2	01/03/2022	Issued for Municipal Review
1	08/09/2021	Issued for Committee Review
No.	Date	Item

This drawing is an instrument of professional services and is intended for the use only in connection with the project covered by the consultant agreement.

100 SCOTT STREET
P.O. BOX 68
WALKERTON, ON
N0G 2V0



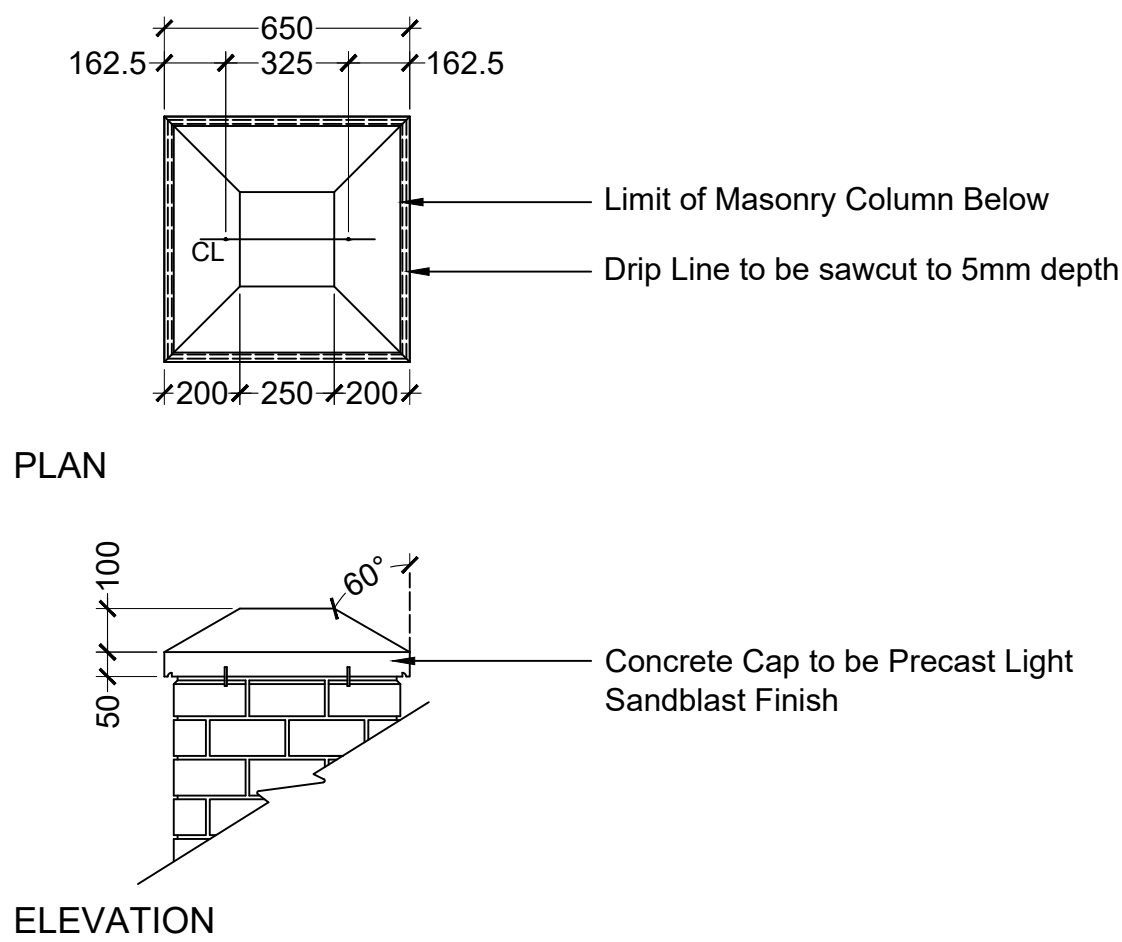
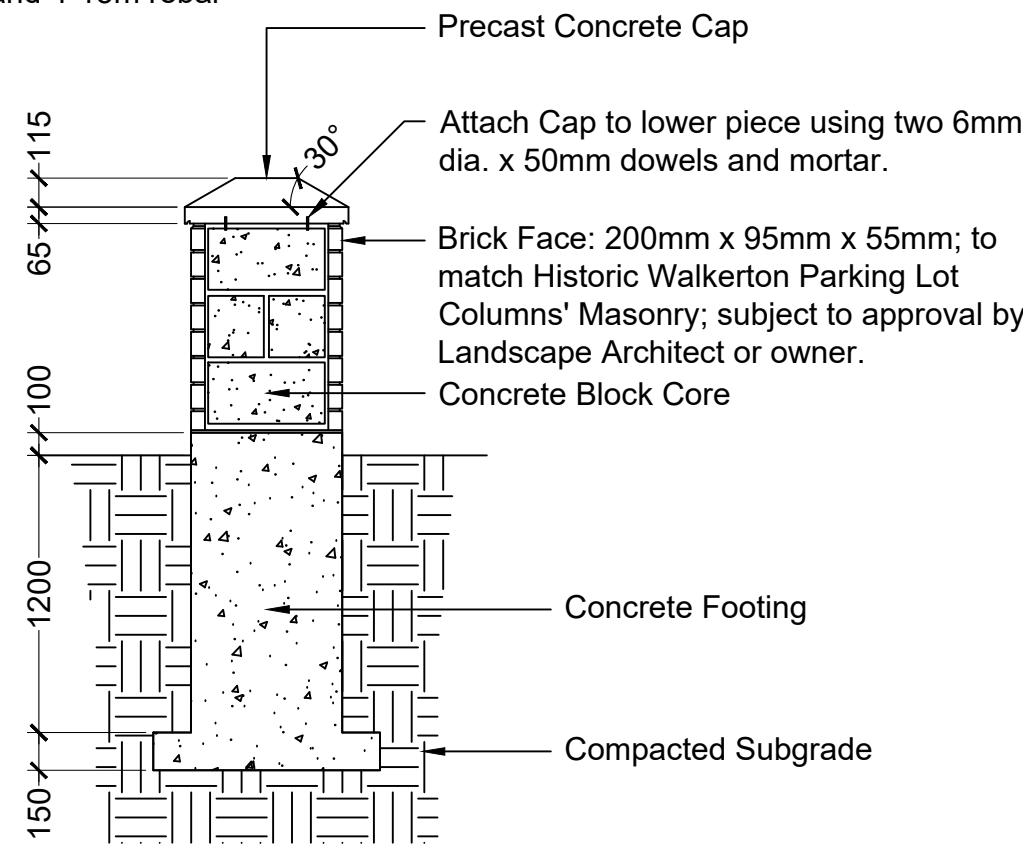
Design Landscape Architecture Planning
P.O. Box 399, Fergus, ON. N1M 3E2
Voice (519) 787 4313
jacklyn@ska-design.ca www.ska-design.ca

312 DURHAM STREET E
WALKERTON, ON

Sheet No.

L6

NOTES:
1) If not monolithic pour for Concrete footing, use standard concrete block sizes and 4-15m rebar O.C. of cell in Block (typ.)

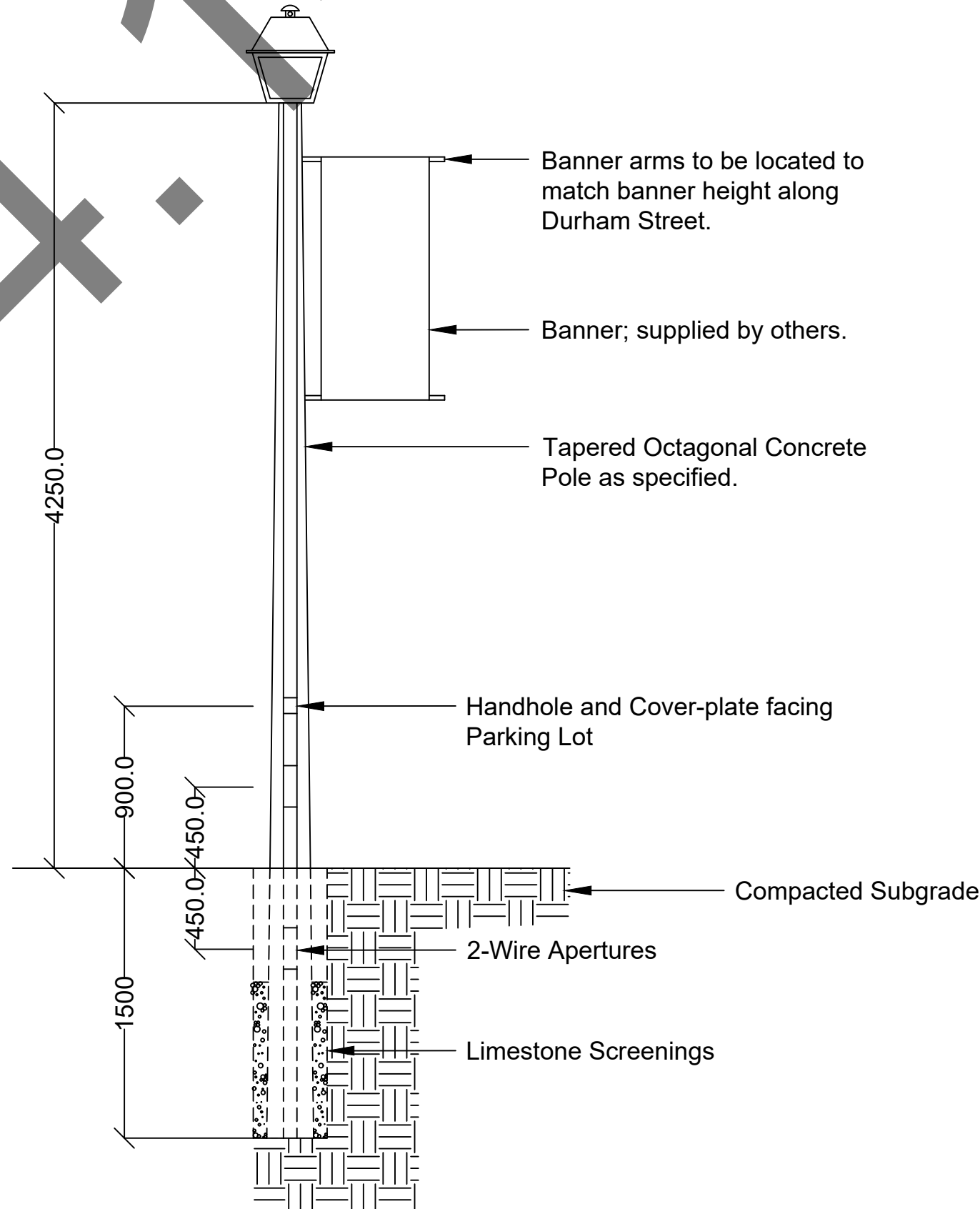
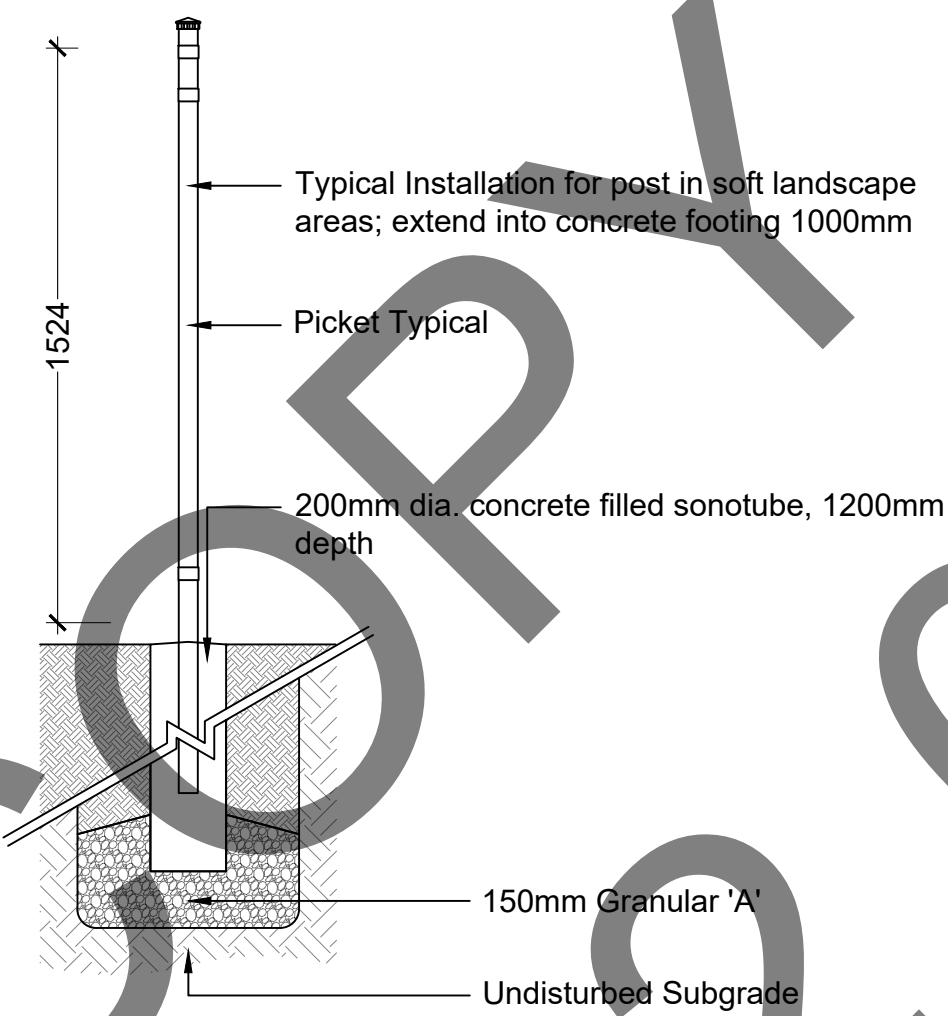
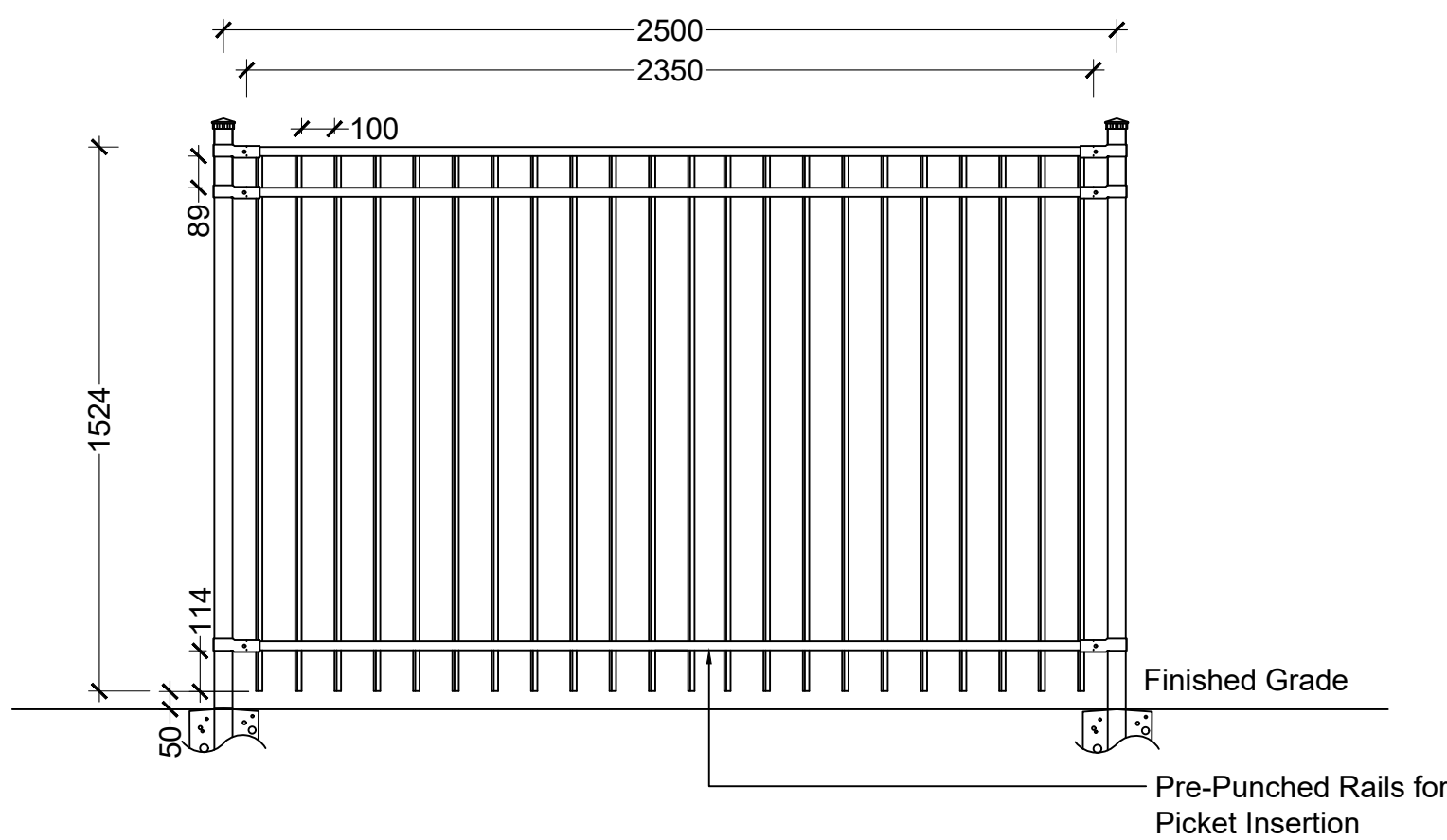


15 MASONRY COLUMN
section, plan & elevation

NTS

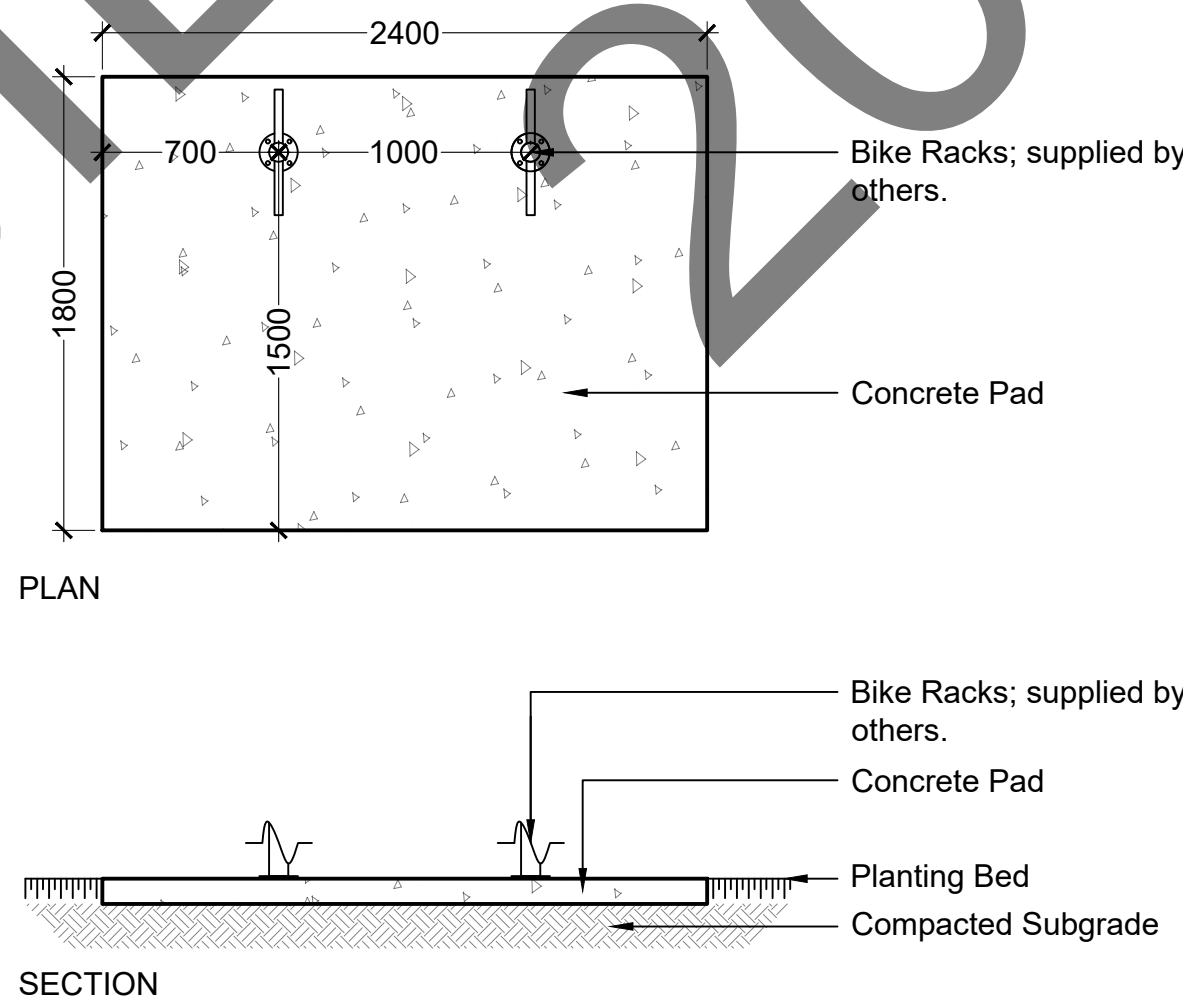
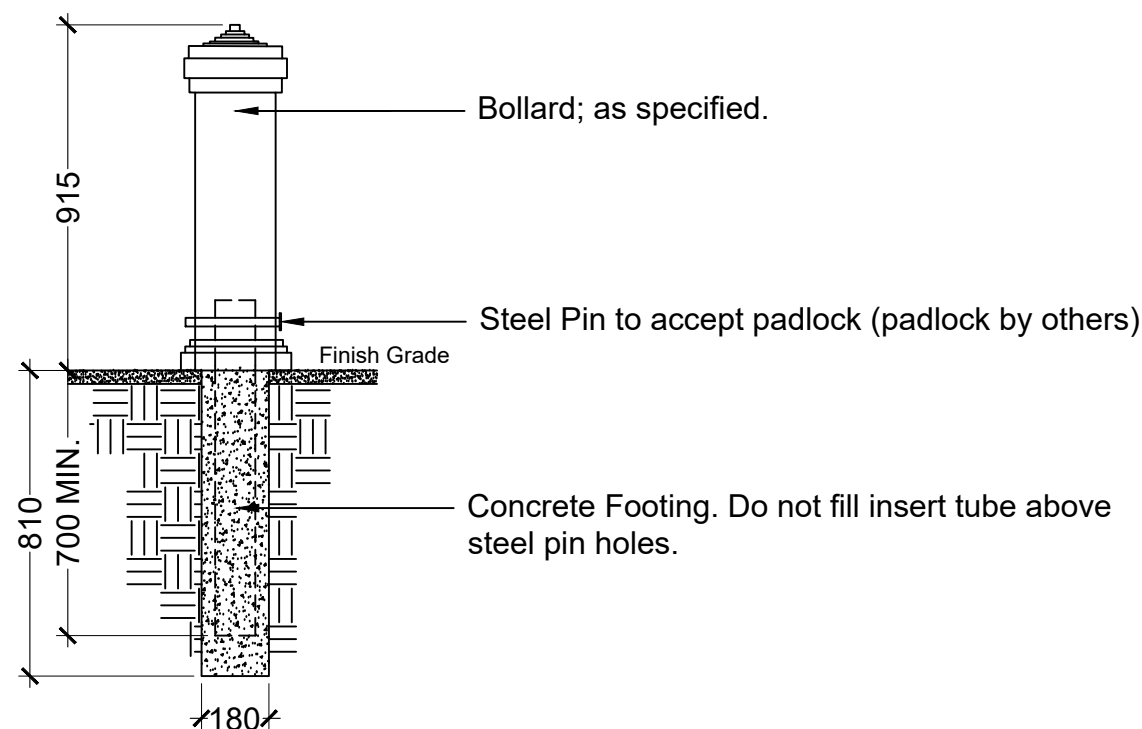
16 STEEL PICKET GATE
elevation

NTS



17 STEEL PICKET FENCING
elevation & section

NTS



18 BOLLARD
section

1:20

19 BIKE RACK FOOTING
plan & section

NTS

20 LIGHT STANDARD
section

1:30

DETAIL NOTES:

- 1) THE CONTRACTOR SHALL CHECK AND VERIFY ALL DIMENSIONS AND CONDITIONS ON THE PROJECT AND IMMEDIATELY REPORT ANY DISCREPANCIES TO THE OWNER BEFORE PROCEEDING WITH WORK.
- 2) ALL DIMENSIONS ARE IN MILLIMETRES UNLESS OTHERWISE STATED.
- 3) THE CONTRACTOR SHALL LAYOUT THE SITE AND SEEK APPROVAL OF THE LANDSCAPE ARCHITECT PRIOR TO PROCEEDING WITH WORK.

3	14/04/2022	Issued for Tender
2	01/03/2022	Issued for Municipal Review
1	08/09/2021	Issued for Committee Review
No.	Date	Item

Revisions

This drawing is an instrument of professional services and is intended for the use only in connection with the project covered by the consultant agreement.

MUNICIPALITY OF BROCKTON

100 SCOTT STREET
P.O. BOX 68
WALKERTON, ON
N0G 2V0



ska

Stempski Kelly Associates Inc.

Design Landscape Architecture Planning
P.O. Box 399, Fergus, ON. N1M 3E2
Voice (519) 787 4313
jacklyn@ska-design.ca www.ska-design.ca

Project

MARKET GARDEN

312 DURHAM STREET E
WALKERTON, ON

JS
Drawn

SK
Checked

Project No.

April 2022
Date

Stamp

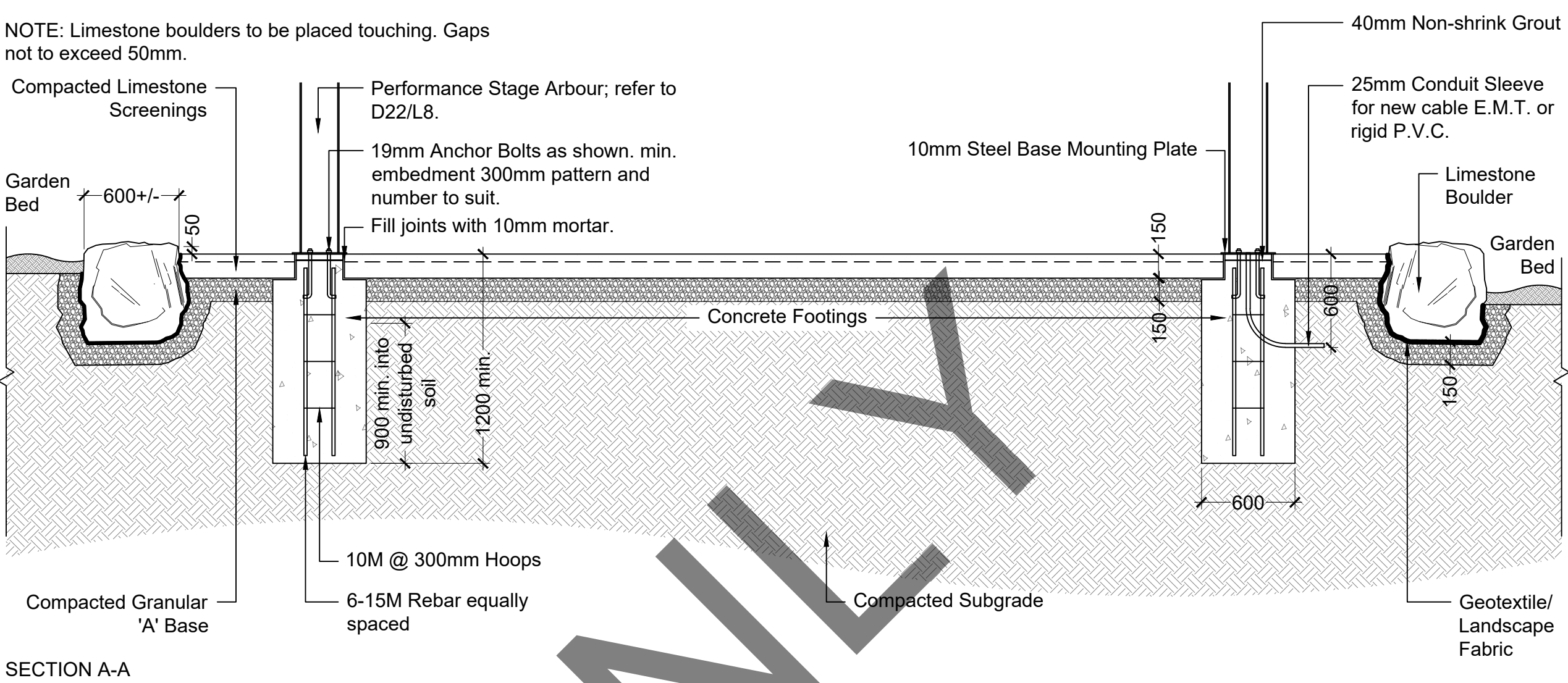
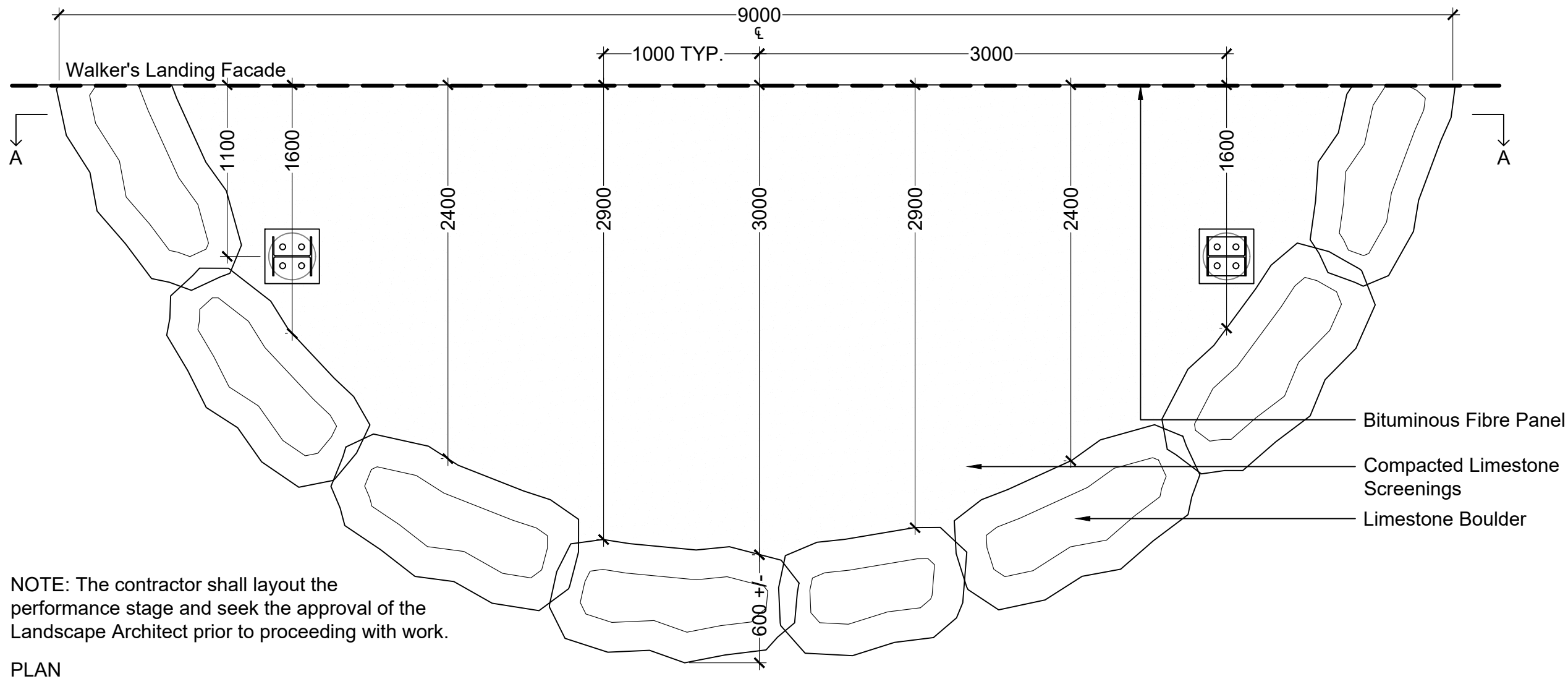
Sheet Title:

Amenity Details

Scale
AS SHOWN

Sheet No.

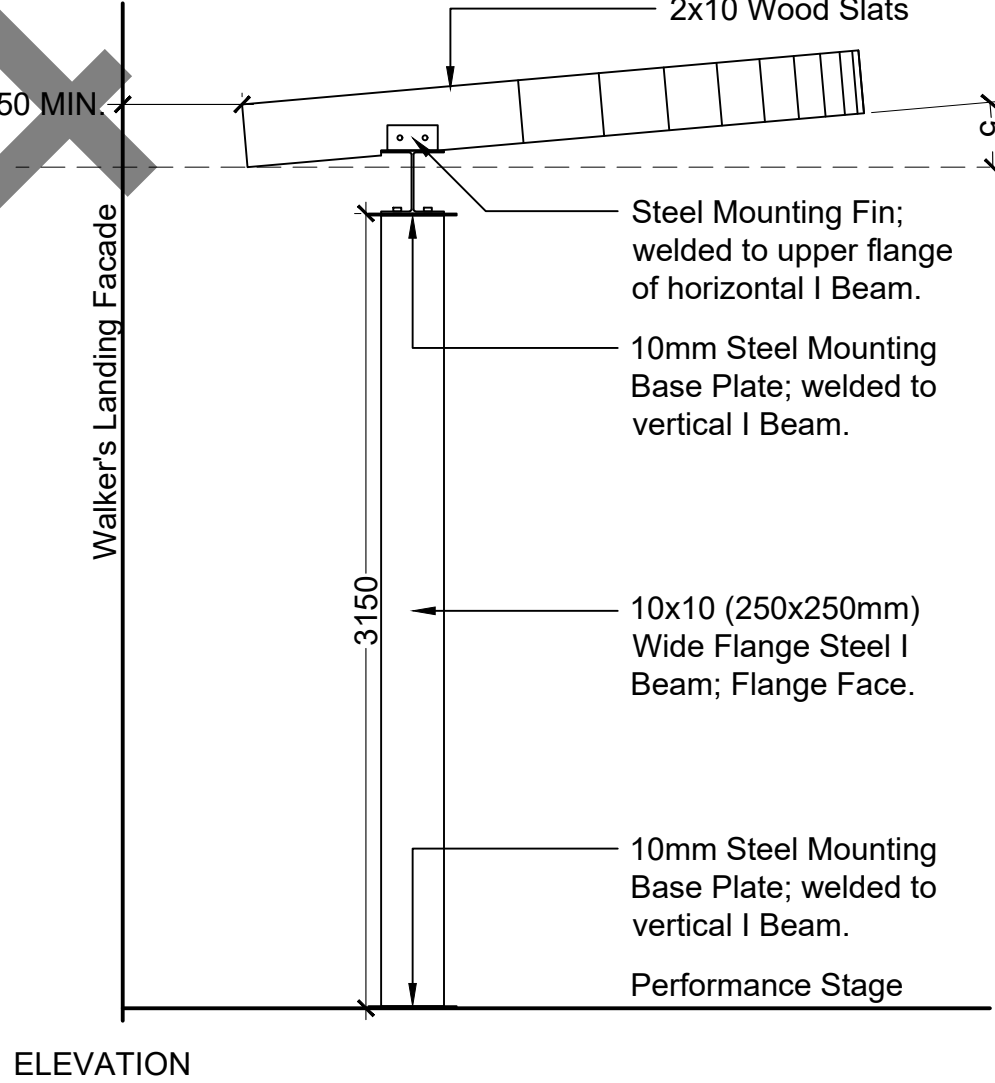
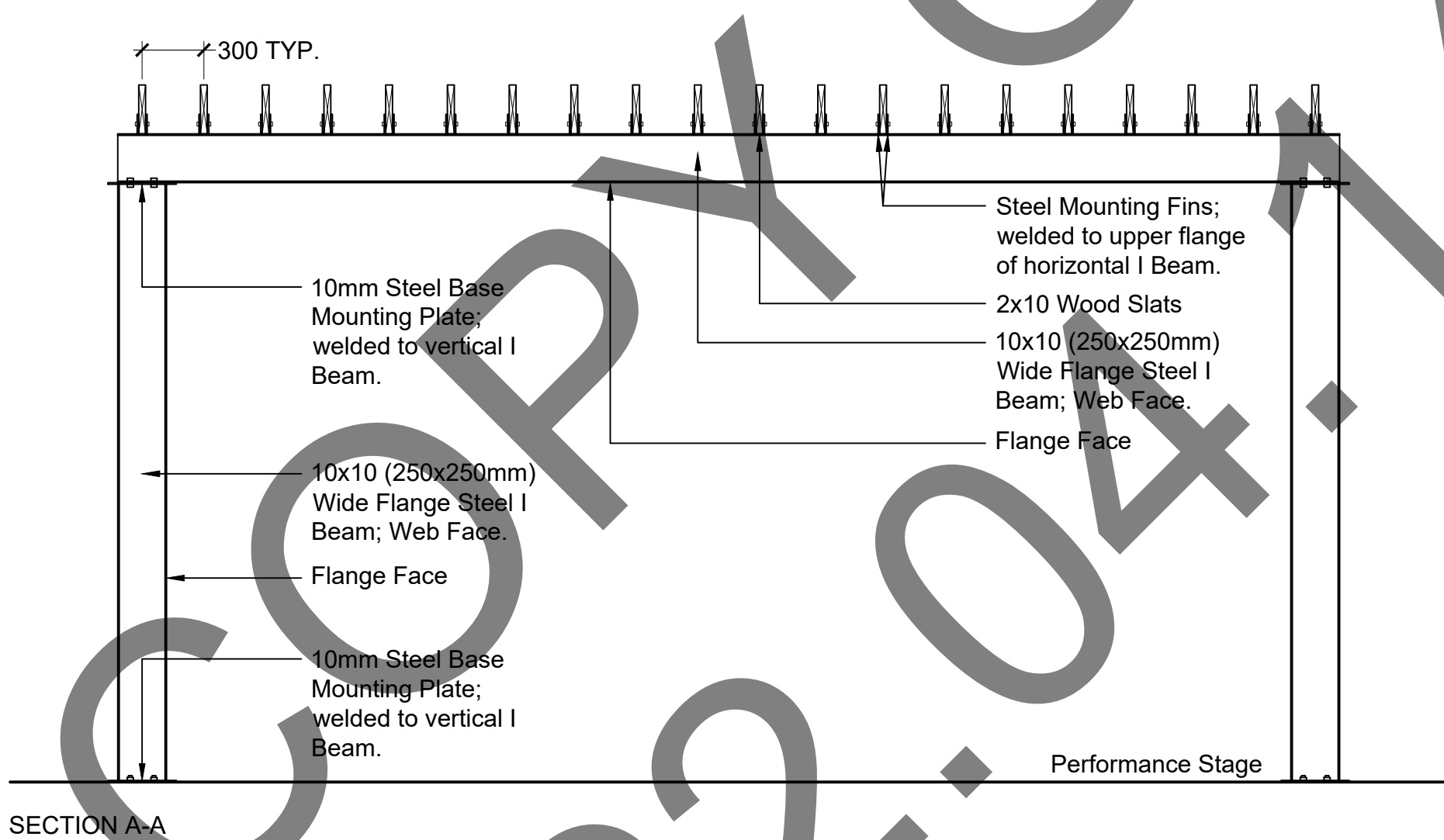
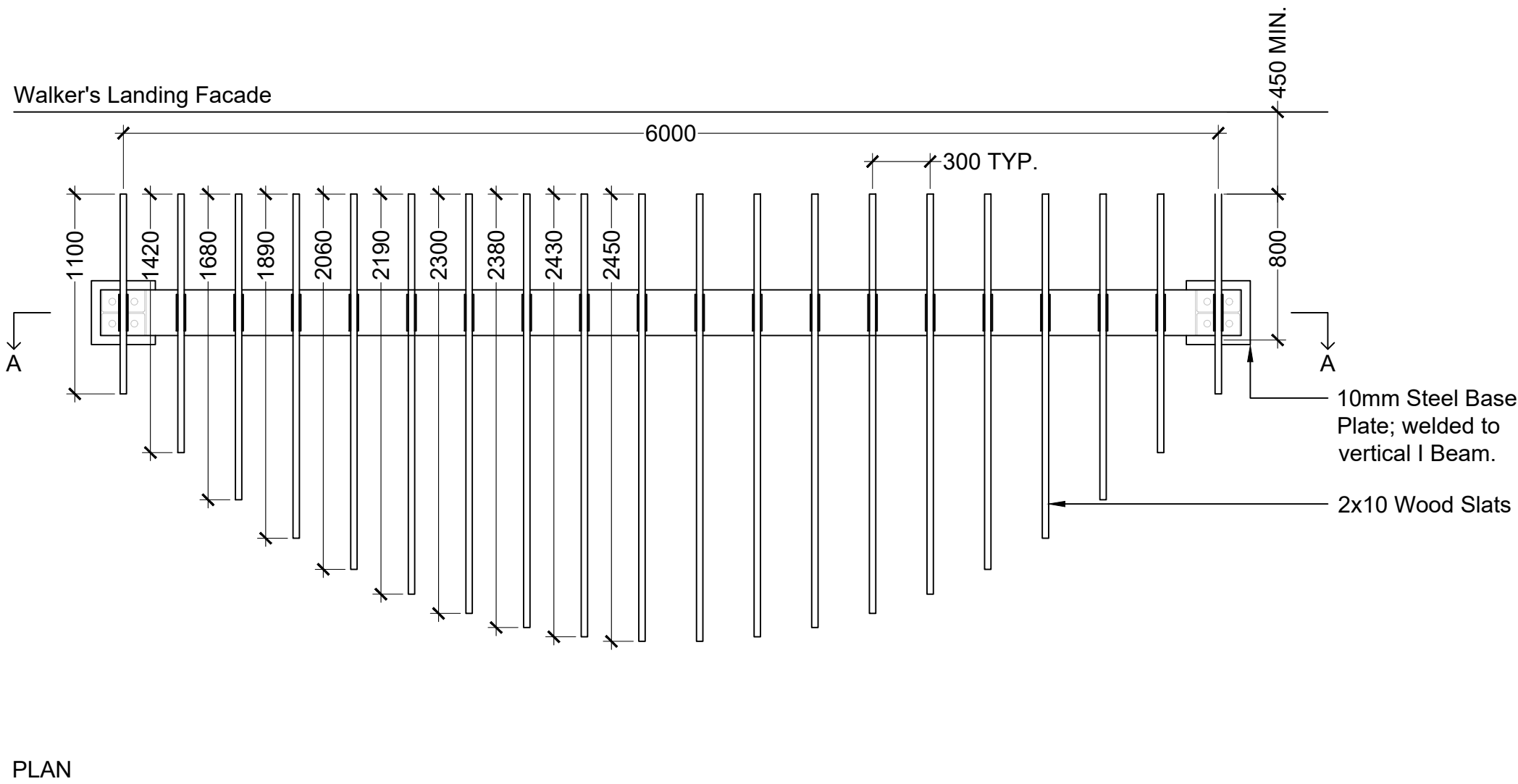
L7



21 PERFORMANCE STAGE

plan & section

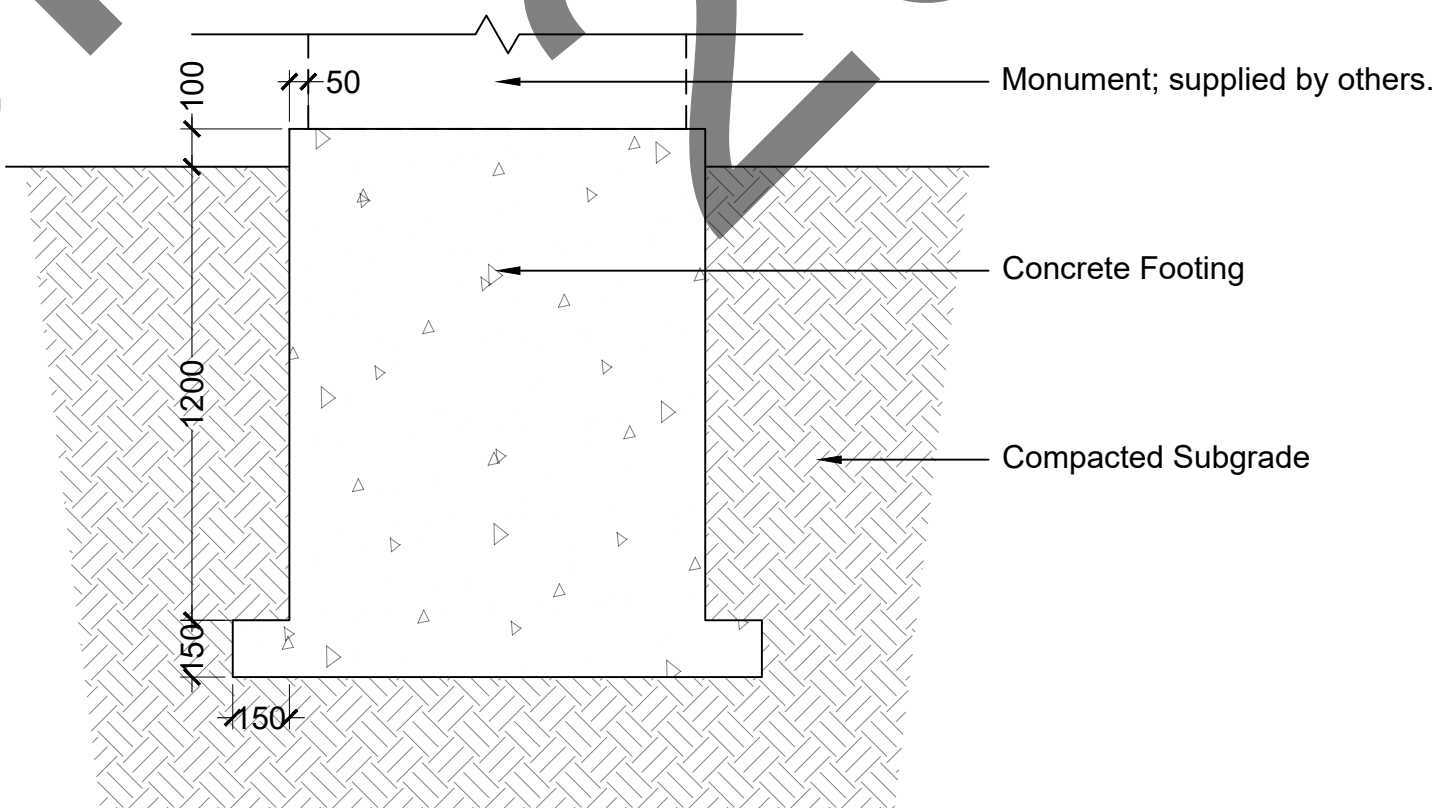
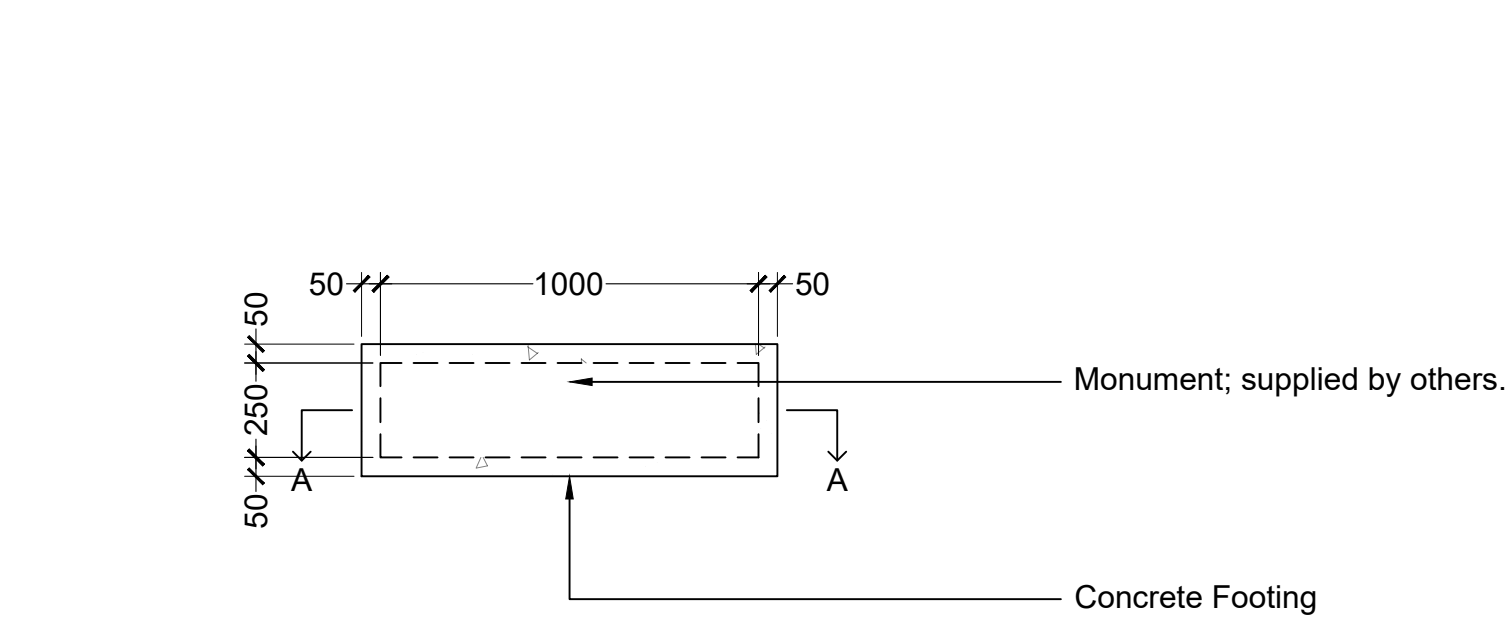
1:30



22 PERFORMANCE STAGE ARBOUR

plan, section & elevation

1:30



23 DONOR RECOGNITION FEATURE FOOTING

plan & section

1:20

DETAIL NOTES:

- 1) THE CONTRACTOR SHALL CHECK AND VERIFY ALL DIMENSIONS AND CONDITIONS ON THE PROJECT AND IMMEDIATELY REPORT ANY DISCREPANCIES TO THE OWNER BEFORE PROCEEDING WITH WORK.
- 2) ALL DIMENSIONS ARE IN MILLIMETRES UNLESS OTHERWISE STATED.
- 3) THE CONTRACTOR SHALL LAYOUT THE SITE AND SEEK APPROVAL OF THE LANDSCAPE ARCHITECT PRIOR TO PROCEEDING WITH WORK.

3	14/04/2022	Issued for Tender
2	01/03/2022	Issued for Municipal Review
1	08/09/2021	Issued for Committee Review
No.	Date	Item

Revisions

This drawing is an instrument of professional services and is intended for the use only in connection with the project covered by the consultant agreement.

MUNICIPALITY OF BROCKTON

100 SCOTT STREET
P.O. BOX 68
WALKERTON, ON
N0G 2V0



ska

Stempski Kelly Associates Inc.

Design Landscape Architecture Planning
P.O. Box 399, Fergus, ON. N1M 3E2
Voice (519) 787 4313
jacklyn@ska-design.ca www.ska-design.ca

Project

MARKET GARDEN

312 DURHAM STREET E
WALKERTON, ON

JS
Drawn

SK
Checked

Project No.

April 2022
Date

Stamp

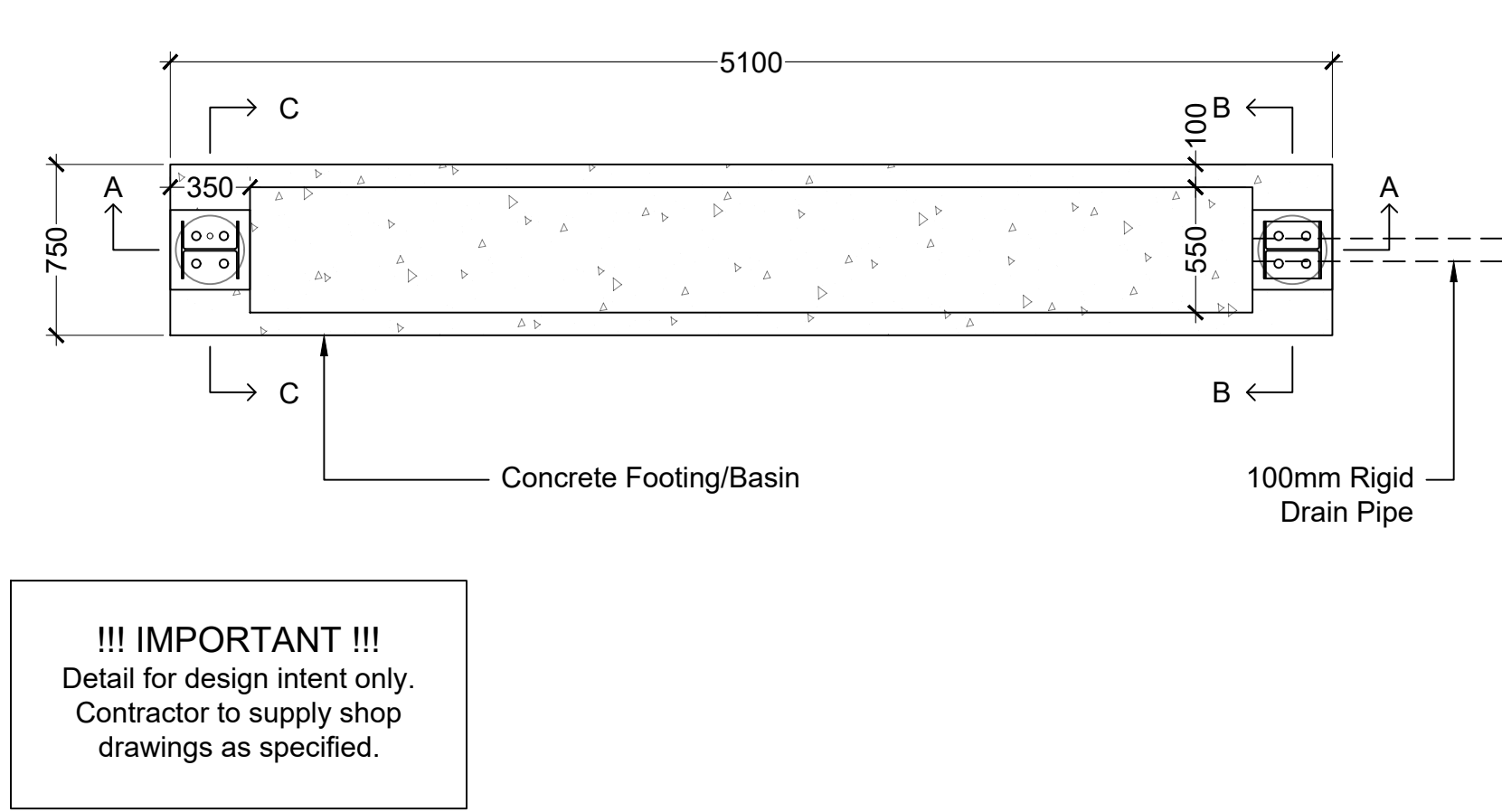
Sheet Title:

Amenity Details

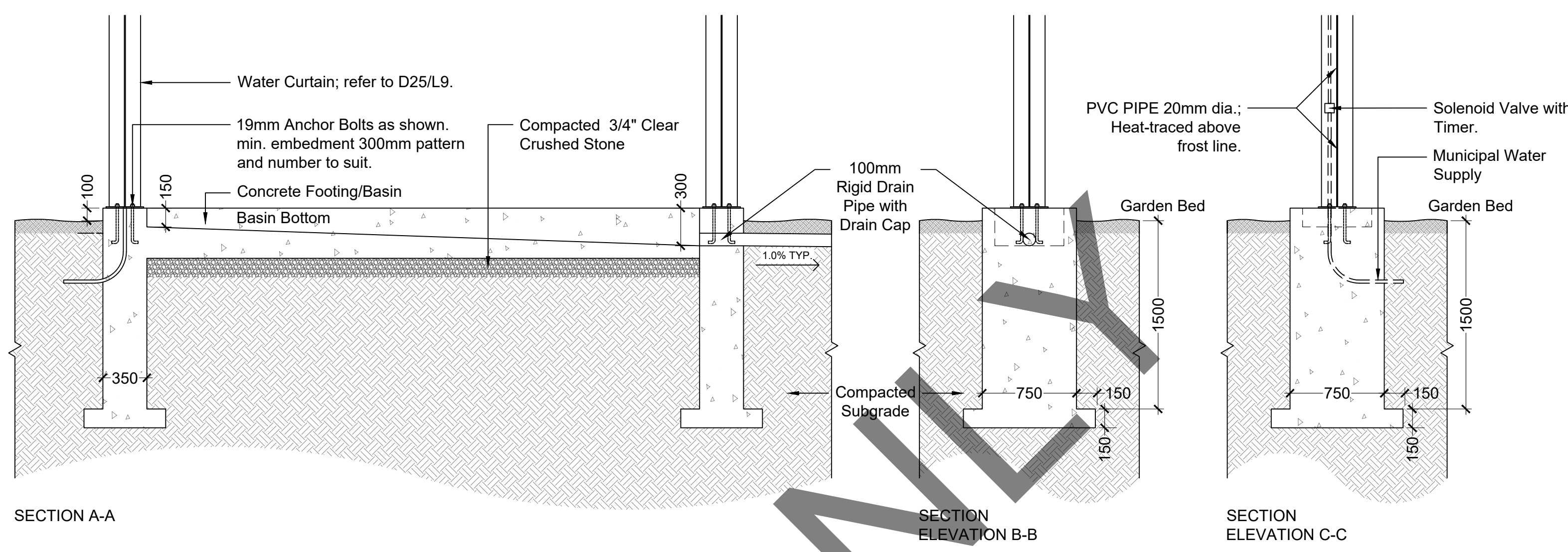
Scale
AS SHOWN

Sheet No.

L8



PLAN



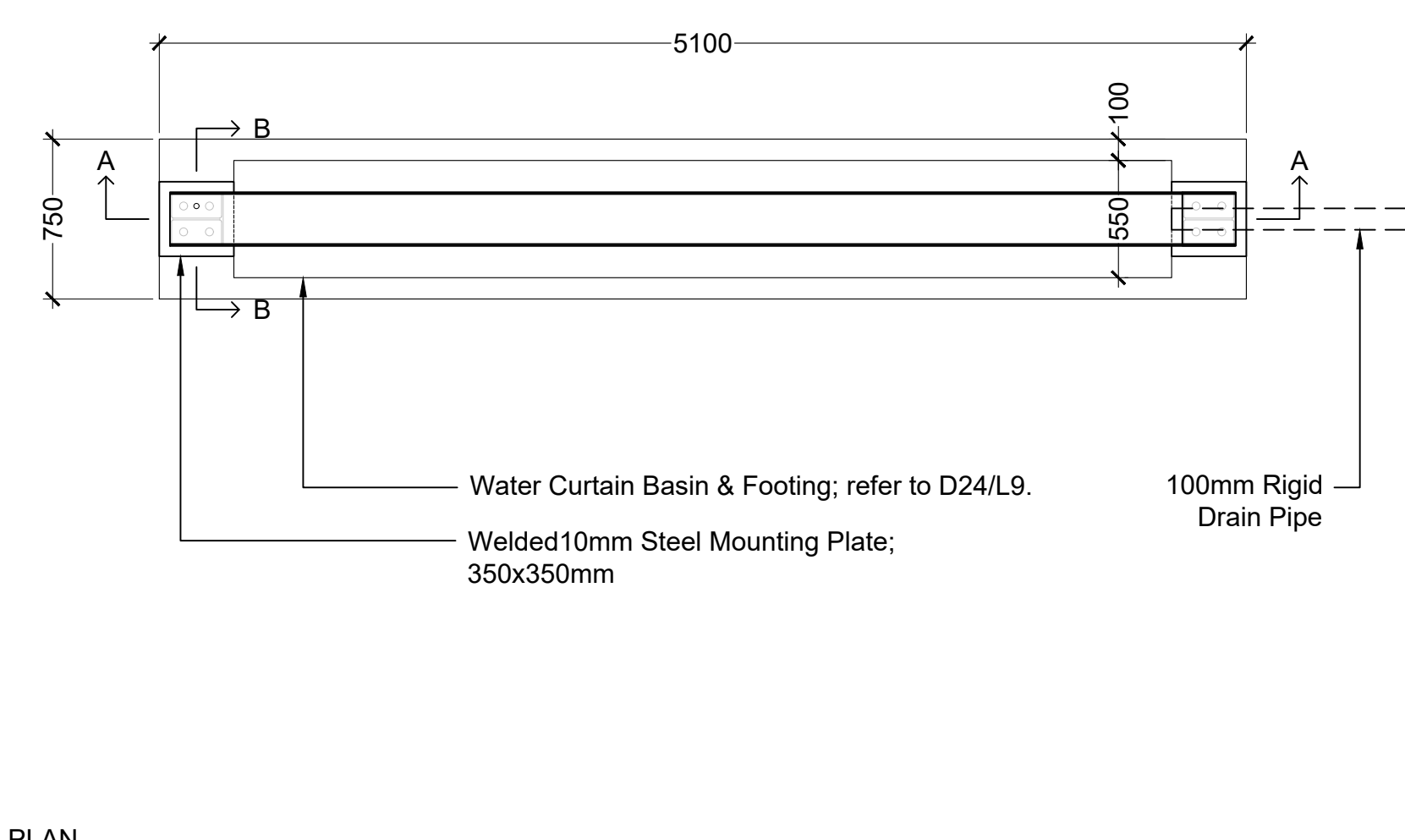
SECTION A-A

SECTION ELEVATION B-B

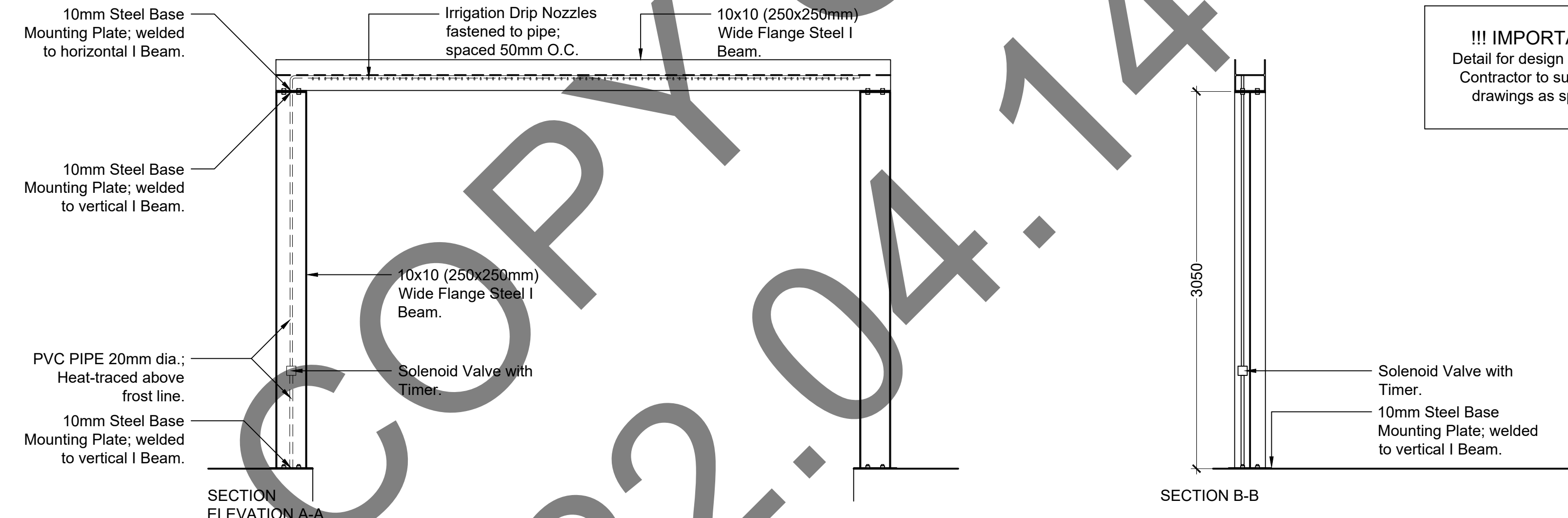
SECTION ELEVATION C-C

24 WATER CURTAIN BASIN & FOOTING
plan & sections

1:30



PLAN

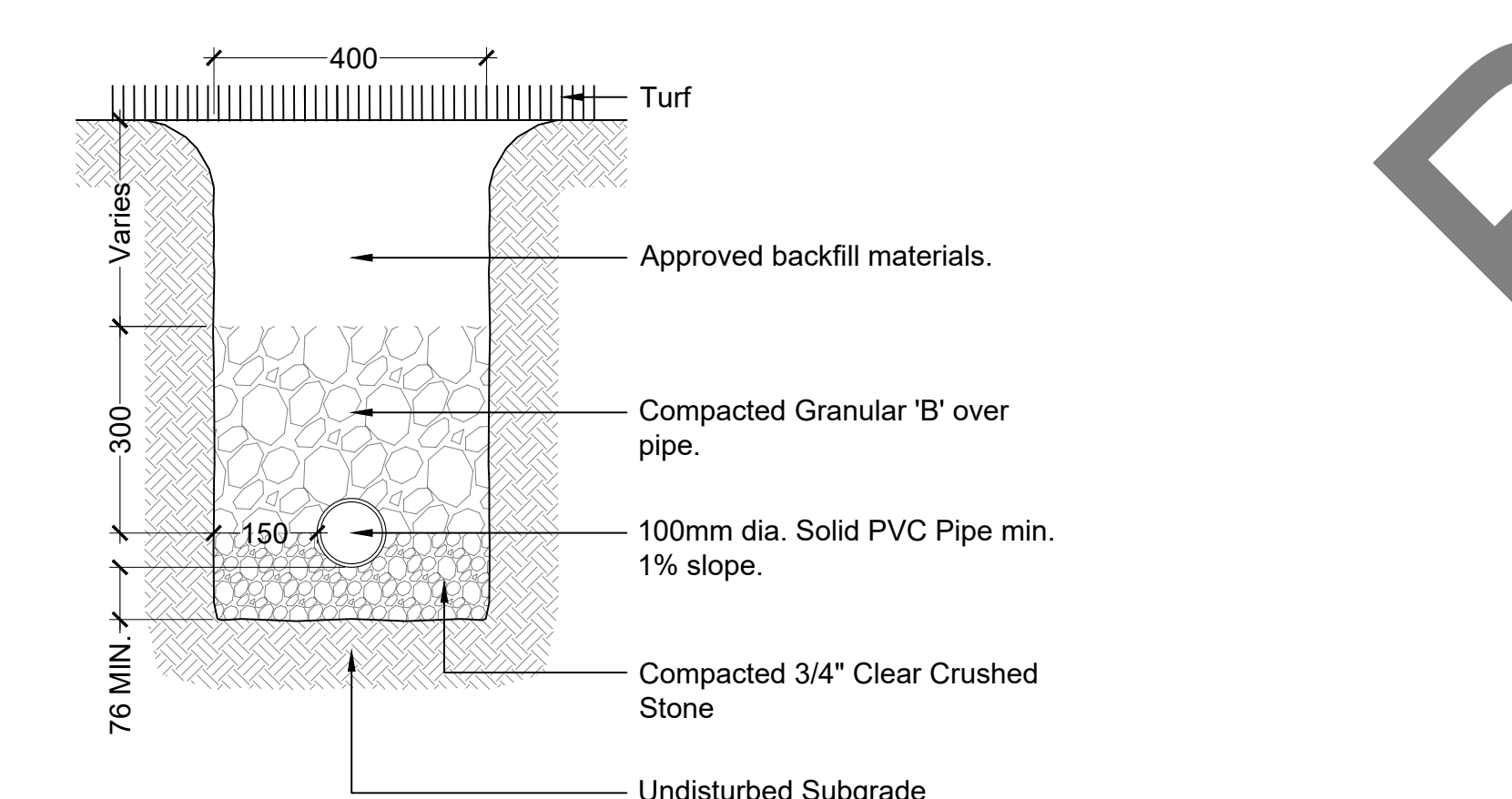


SECTION ELEVATION A-A

SECTION B-B

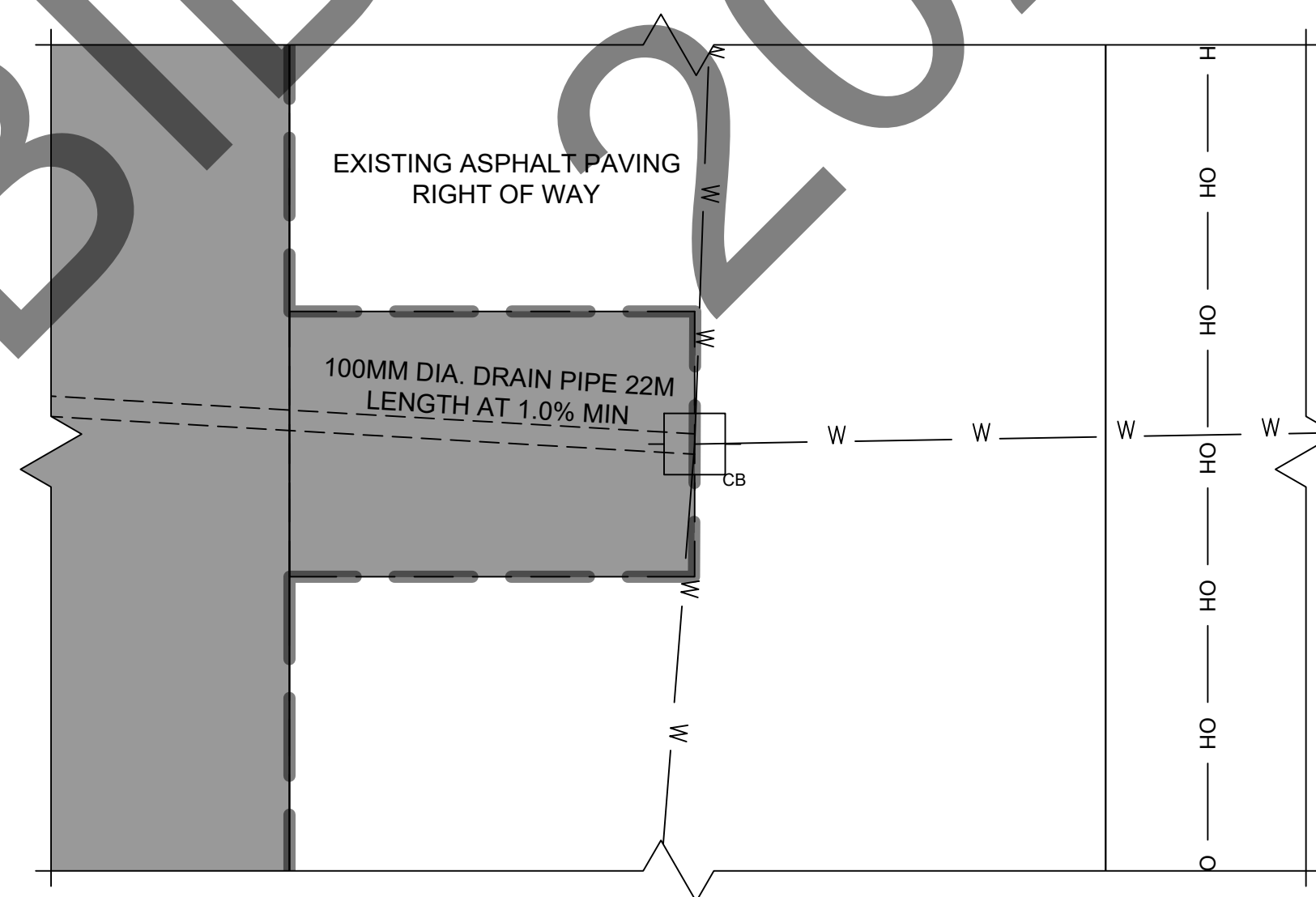
25 WATER CURTAIN
plan & sections

1:30

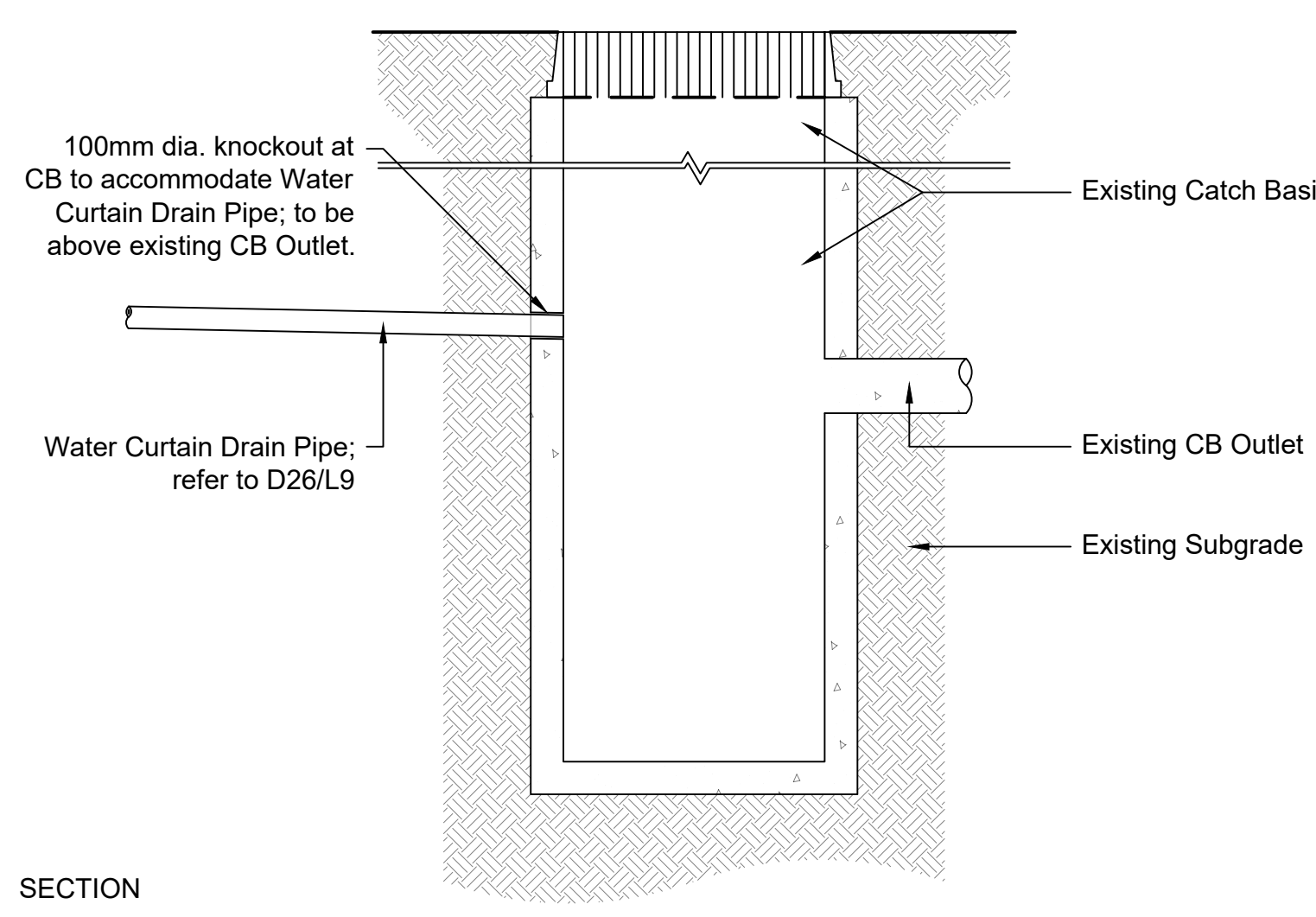


26 WATER CURTAIN DRAIN PIPE
section

1:10



27 DRAIN PIPE INLET AT EXISTING CATCH BASIN
plan & section



SECTION

1:30

DETAIL NOTES:

- 1) THE CONTRACTOR SHALL CHECK AND VERIFY ALL DIMENSIONS AND CONDITIONS ON THE PROJECT AND IMMEDIATELY REPORT ANY DISCREPANCIES TO THE OWNER BEFORE PROCEEDING WITH WORK.
- 2) ALL DIMENSIONS ARE IN MILLIMETRES UNLESS OTHERWISE STATED.
- 3) THE CONTRACTOR SHALL LAYOUT THE SITE AND SEEK APPROVAL OF THE LANDSCAPE ARCHITECT PRIOR TO PROCEEDING WITH WORK.

3	14/04/2022	Issued for Tender
2	01/03/2022	Issued for Municipal Review
1	08/09/2021	Issued for Committee Review
No.	Date	Item

Revisions

This drawing is an instrument of professional services and is intended for the use only in connection with the project covered by the consultant agreement.

MUNICIPALITY OF BROCKTON

100 SCOTT STREET
P.O. BOX 68
WALKERTON, ON
N0G 2V0



ska

Stempski Kelly Associates Inc.

Design Landscape Architecture Planning
P.O. Box 399, Fergus, ON. N1M 3E2
Voice (519) 787 4313
jacklyn@ska-design.ca www.ska-design.ca

Project

MARKET GARDEN

312 DURHAM STREET E
WALKERTON, ON

JS
Drawn

SK
Checked

Project No.

April 2022

Date

Stamp

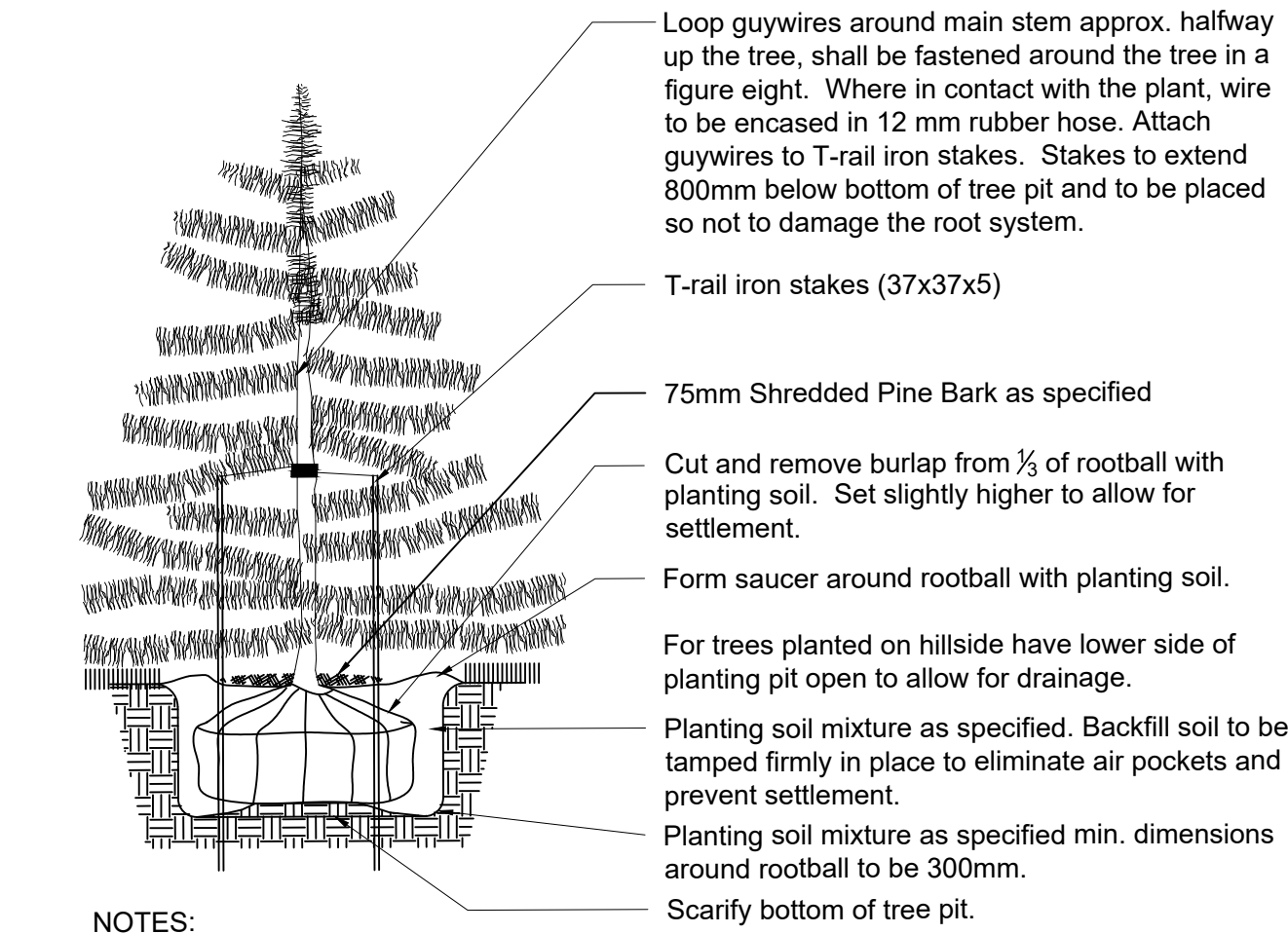
Sheet Title:

Amenity Details

Sheet No.

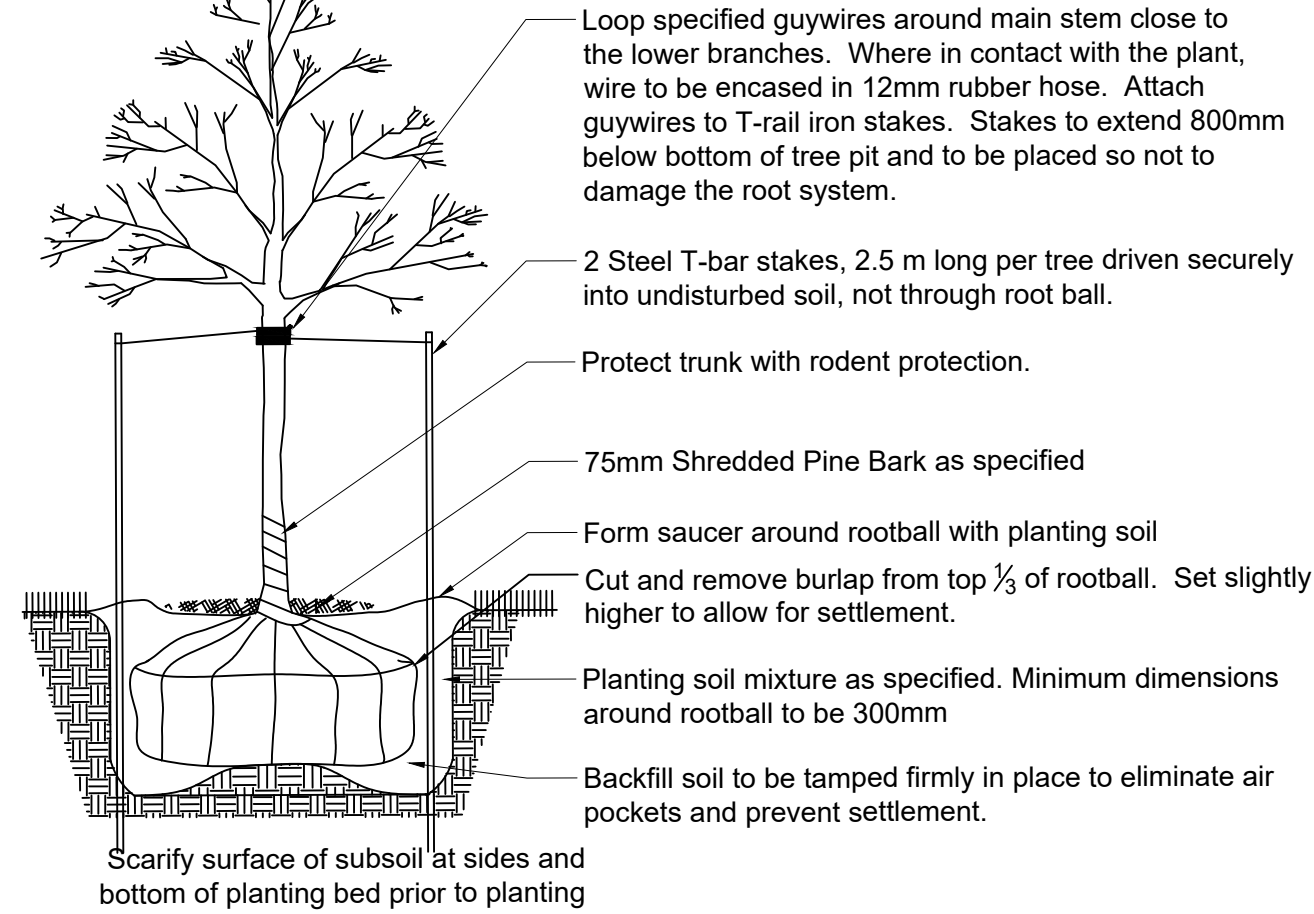
L9

Scale
AS SHOWN



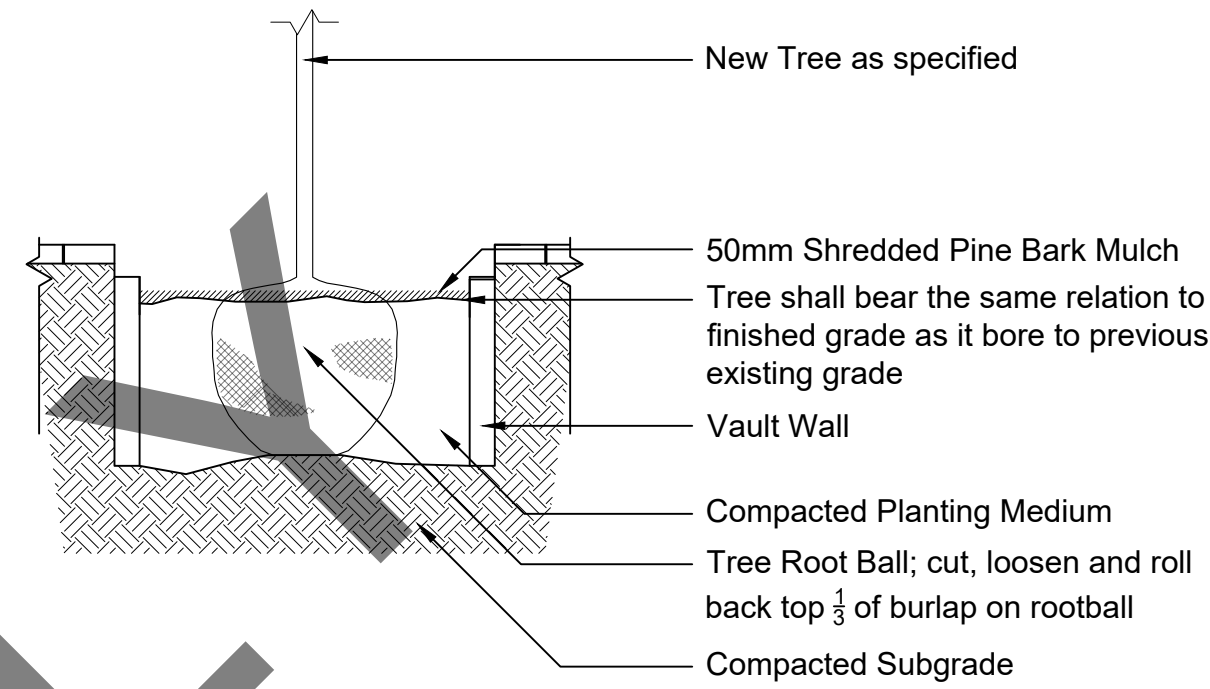
- NOTES:
- 1) Prune plants a min. amount to remove dead or injured members. Maintain natural character and or shape of species. Do not cut a leader branch.

28 CONIFEROUS TREE PLANTING
section NTS

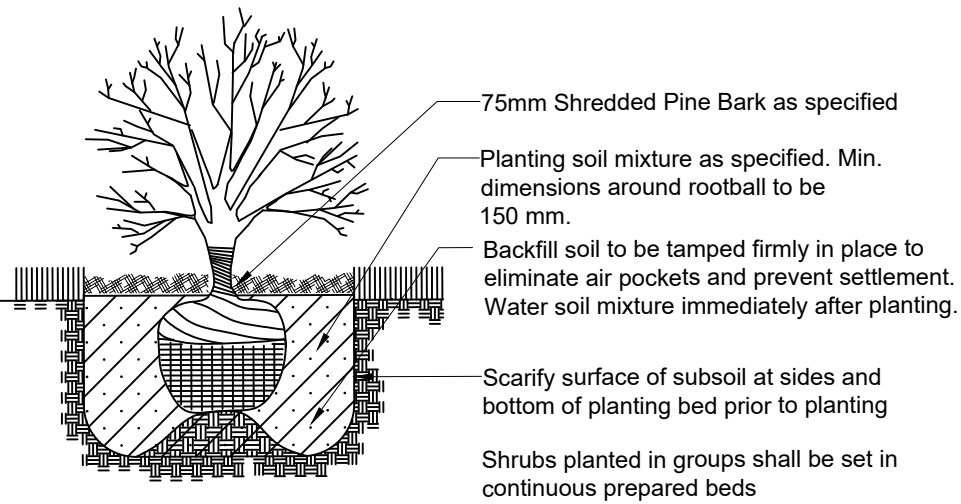


- Notes:
- 1) Prune plants a min. amount to remove dead or injured members. Maintain natural character and shape of the species. Do not cut the leader branch.

29 DECIDUOUS TREE PLANTING
section NTS

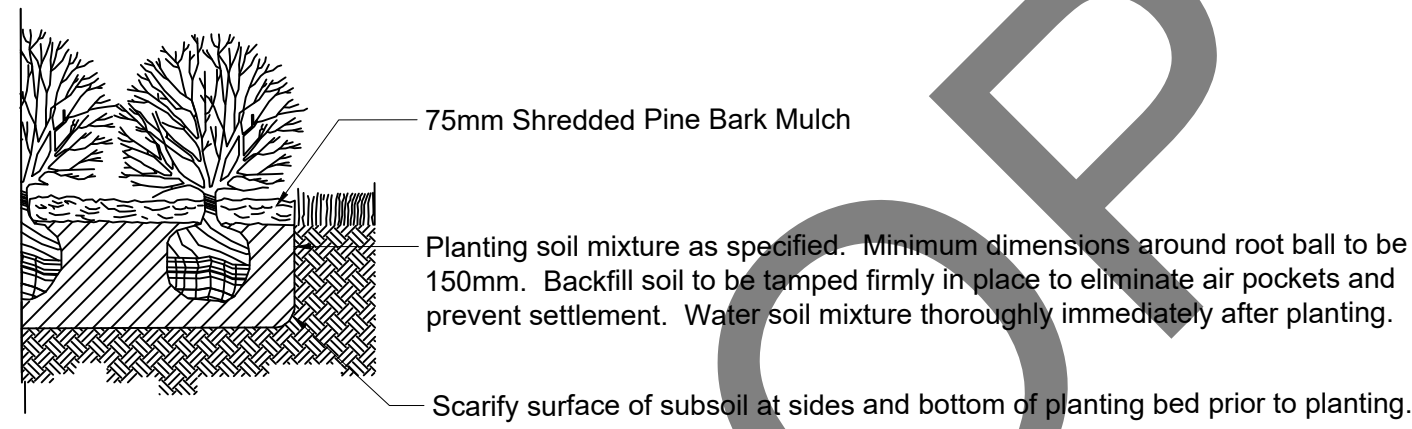


30 DECIDUOUS TREE IN PIT PLANTING
section NTS

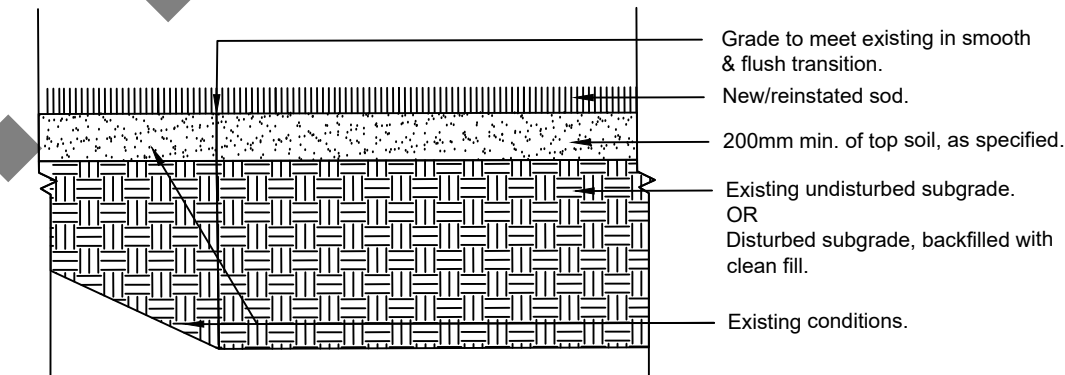


- NOTES:
1. Prune plants a min. amount to remove dead or injured members. Maintain natural character and shape of the species.
 2. Maintain original grade at tree base or set slightly higher to allow for settlement.
 3. When adjacent to foundation, maintain 450mm between foundation wall and edge of rootball.

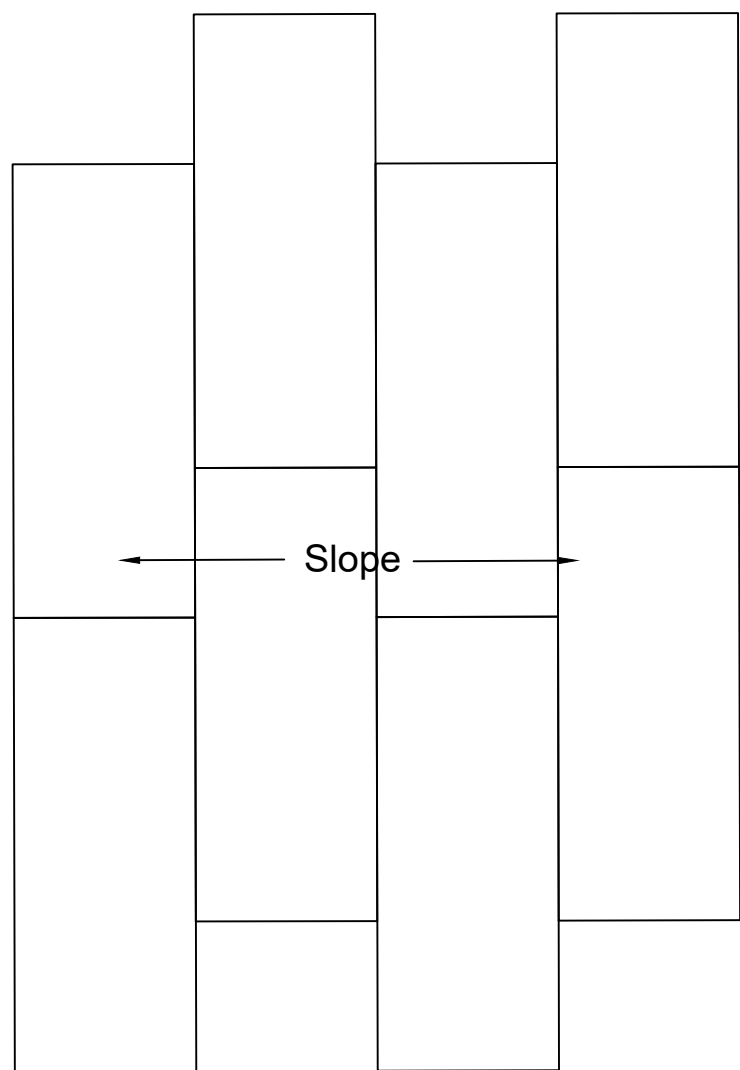
31 SHRUB PLANTING
section NTS



32 MULTIPLE SHRUB PLANTING
section NTS



33 TYP. SOD PLANTING
section NTS



34 TYP. SOD LAYOUT PATTERN
plan NTS

- DETAIL NOTES:
- 1) THE CONTRACTOR SHALL CHECK AND VERIFY ALL DIMENSIONS AND CONDITIONS ON THE PROJECT AND IMMEDIATELY REPORT ANY DISCREPANCIES TO THE OWNER BEFORE PROCEEDING WITH WORK.
 - 2) ALL DIMENSIONS ARE IN MILLIMETRES UNLESS OTHERWISE STATED.
 - 3) THE CONTRACTOR SHALL LAYOUT THE SITE AND SEEK APPROVAL OF THE LANDSCAPE ARCHITECT PRIOR TO PROCEEDING WITH WORK.

3	14/04/2022	Issued for Tender
2	01/03/2022	Issued for Municipal Review
1	08/09/2021	Issued for Committee Review
No.	Date	Item

Revisions

This drawing is an instrument of professional services and is intended for the use only in connection with the project covered by the consultant agreement.

MUNICIPALITY OF BROCKTON

100 SCOTT STREET
P.O. BOX 68
WALKERTON, ON
N0G 2V0



ska

Stempski Kelly Associates Inc.

Design Landscape Architecture Planning
P.O. Box 399, Fergus, ON. N1M 3E2
Voice (519) 787 4313
jacklyn@ska-design.ca www.ska-design.ca

Project

MARKET GARDEN

312 DURHAM STREET E
WALKERTON, ON

JS
Drawn

SK
Checked

Project No.

April 2022
Date

Stamp

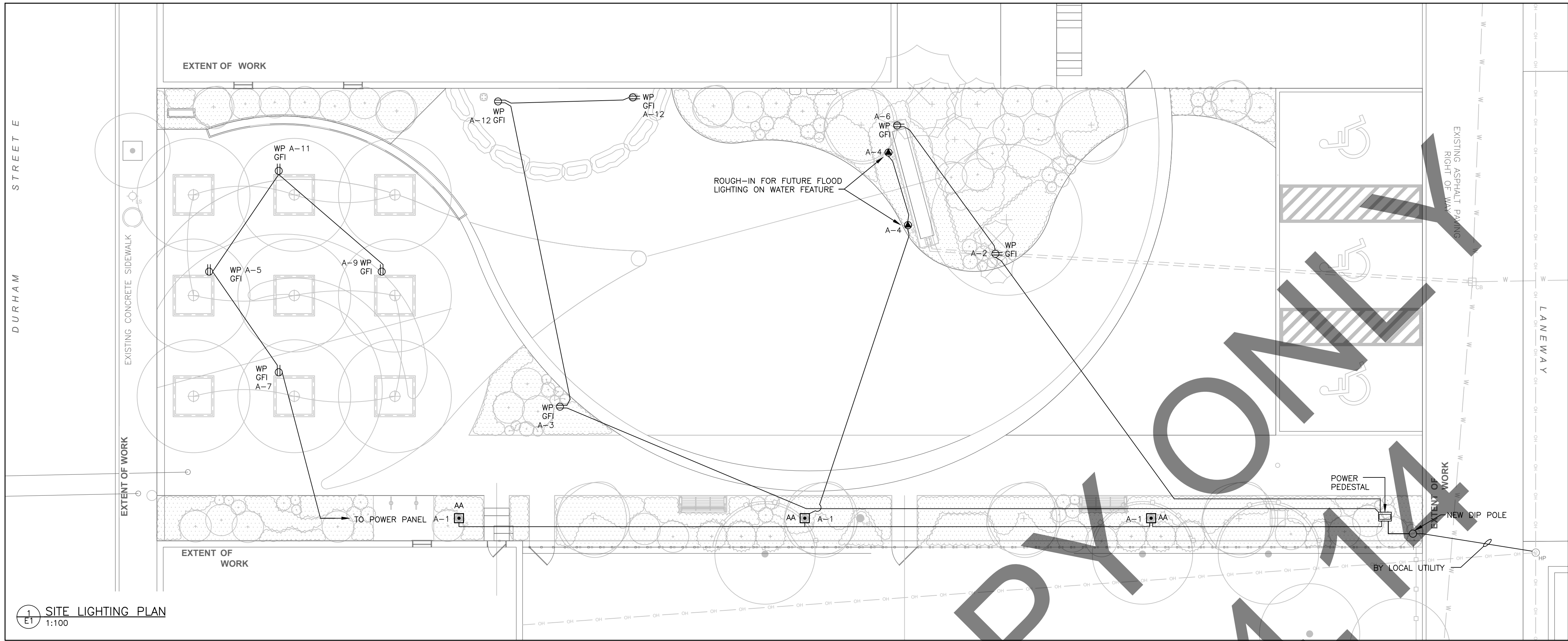
Sheet Title:

Softscape Details

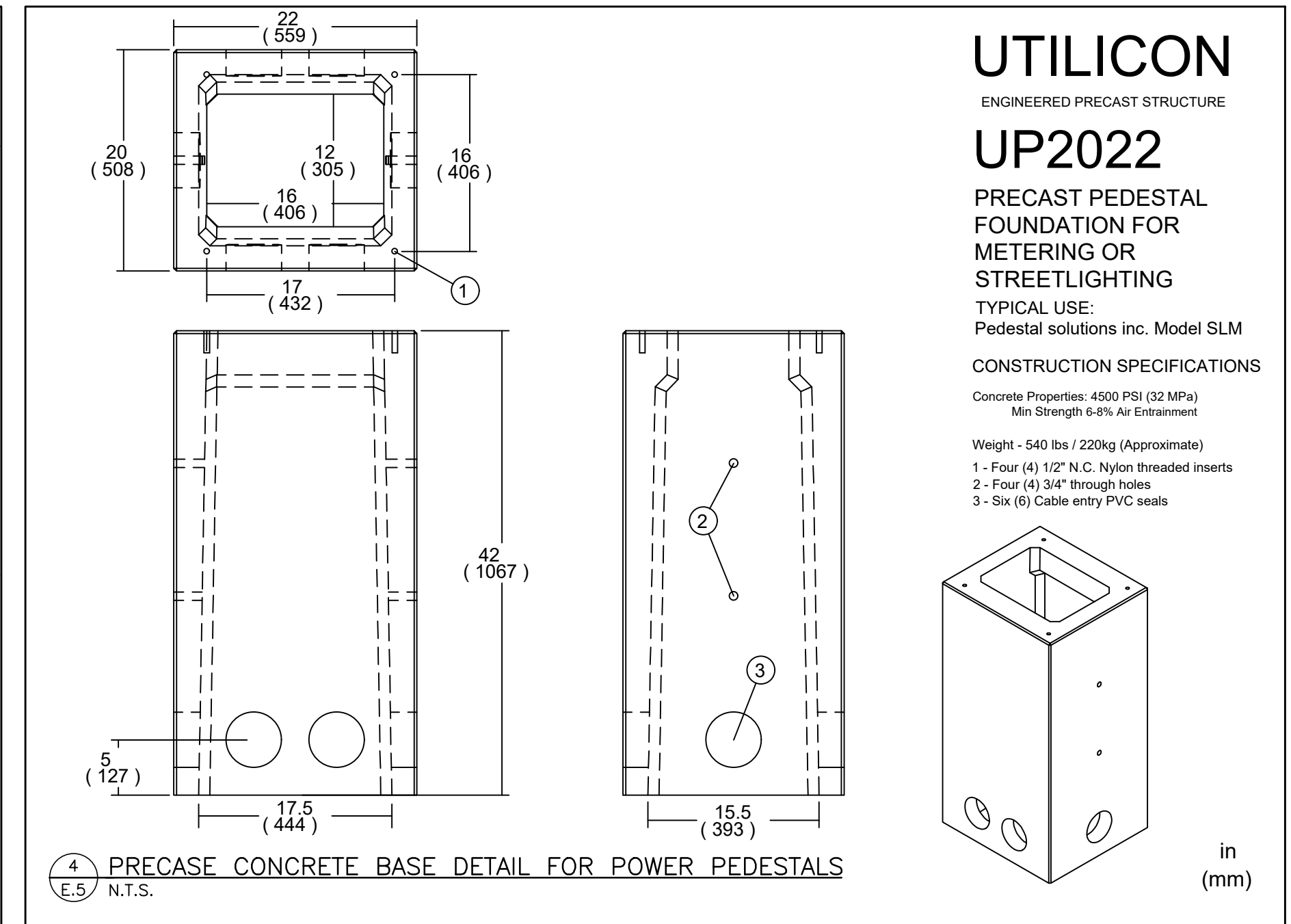
Sheet No.

Scale
AS SHOWN

L10



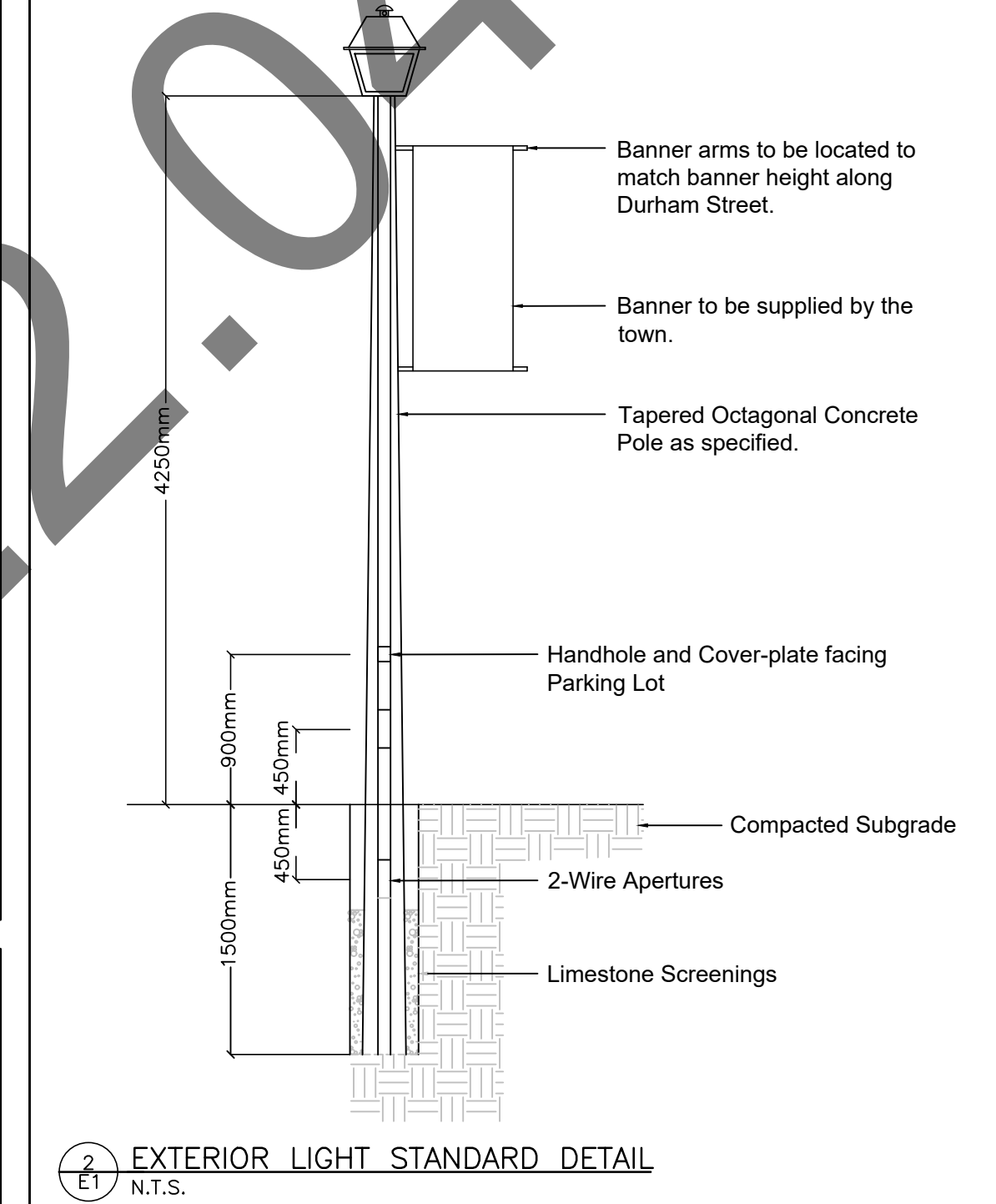
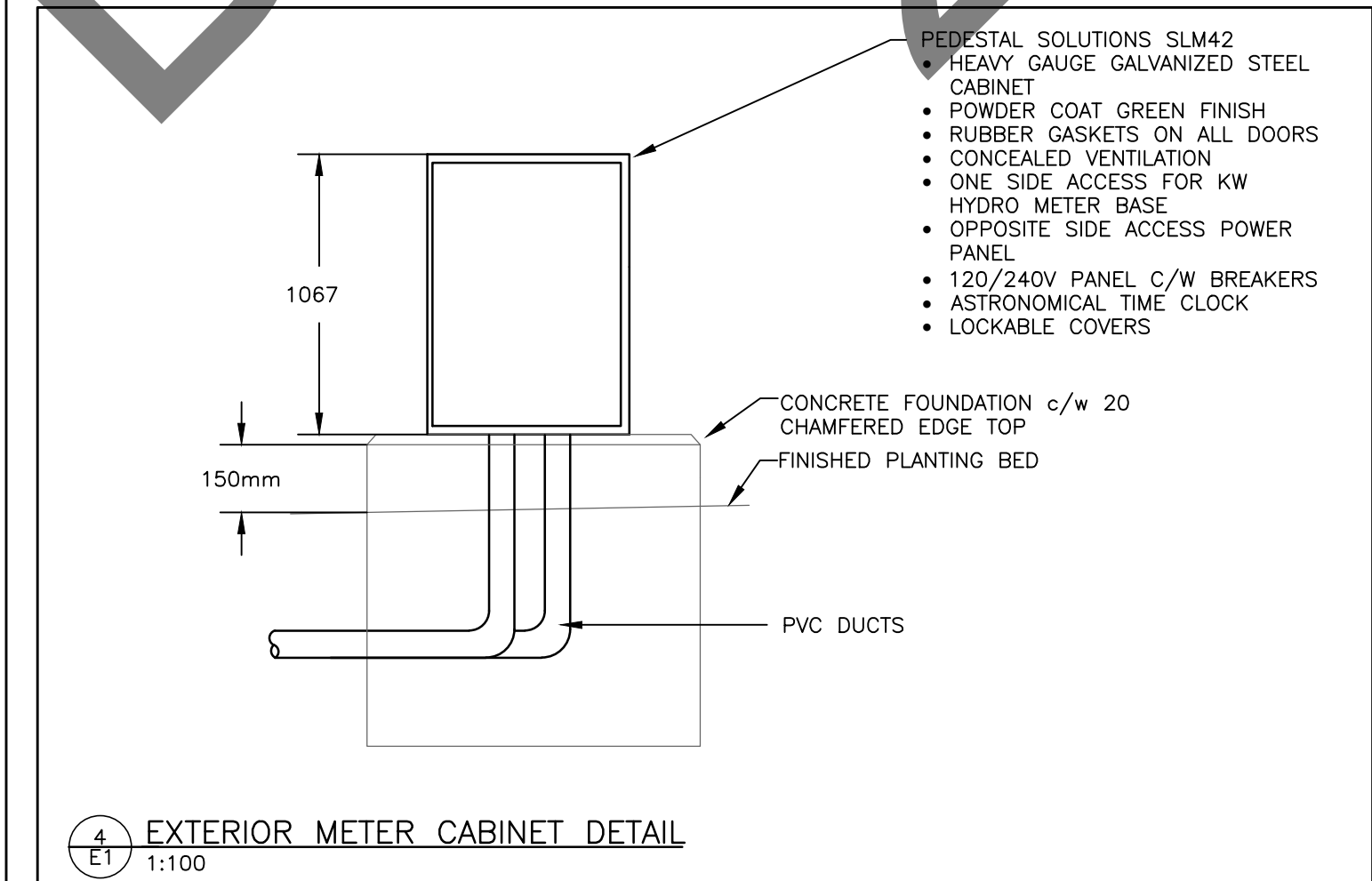
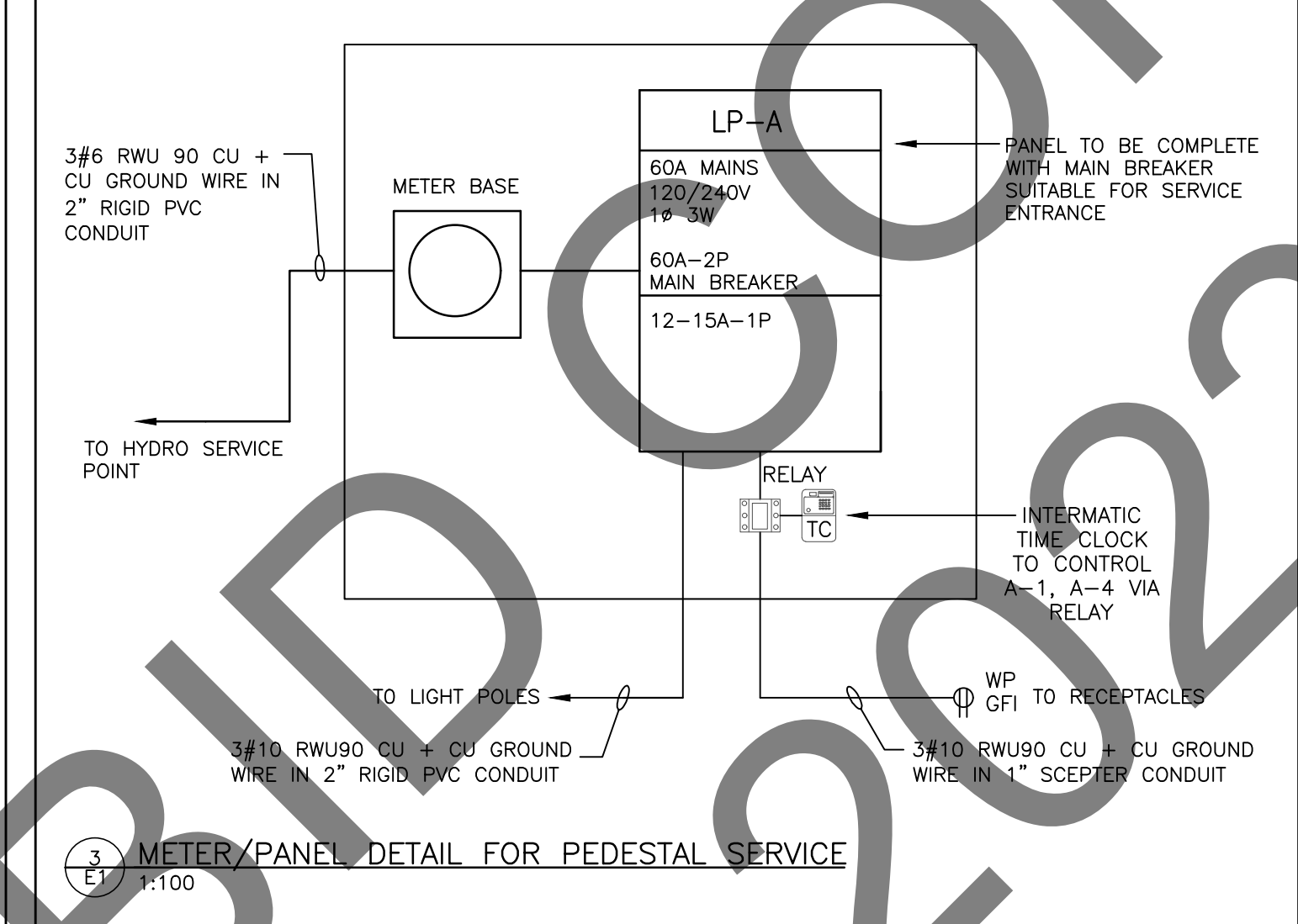
1 SITE LIGHTING PLAN
1:100



ELECTRICAL LEGEND	
☐ ^z	POLE LIGHT FIXTURE (z = TYPE AS PER SCHEDULE)
⊕	DUPLICATE RECEPTACLE
⊙	ROUGH-IN CONNECTION FOR FUTURE FLOOD LIGHTING
⊖	GROUND FAULT PROTECTION
⊖	WEATHERPROOF (WHILE IN-USE COVER)
⊖	POWER PEDESTAL



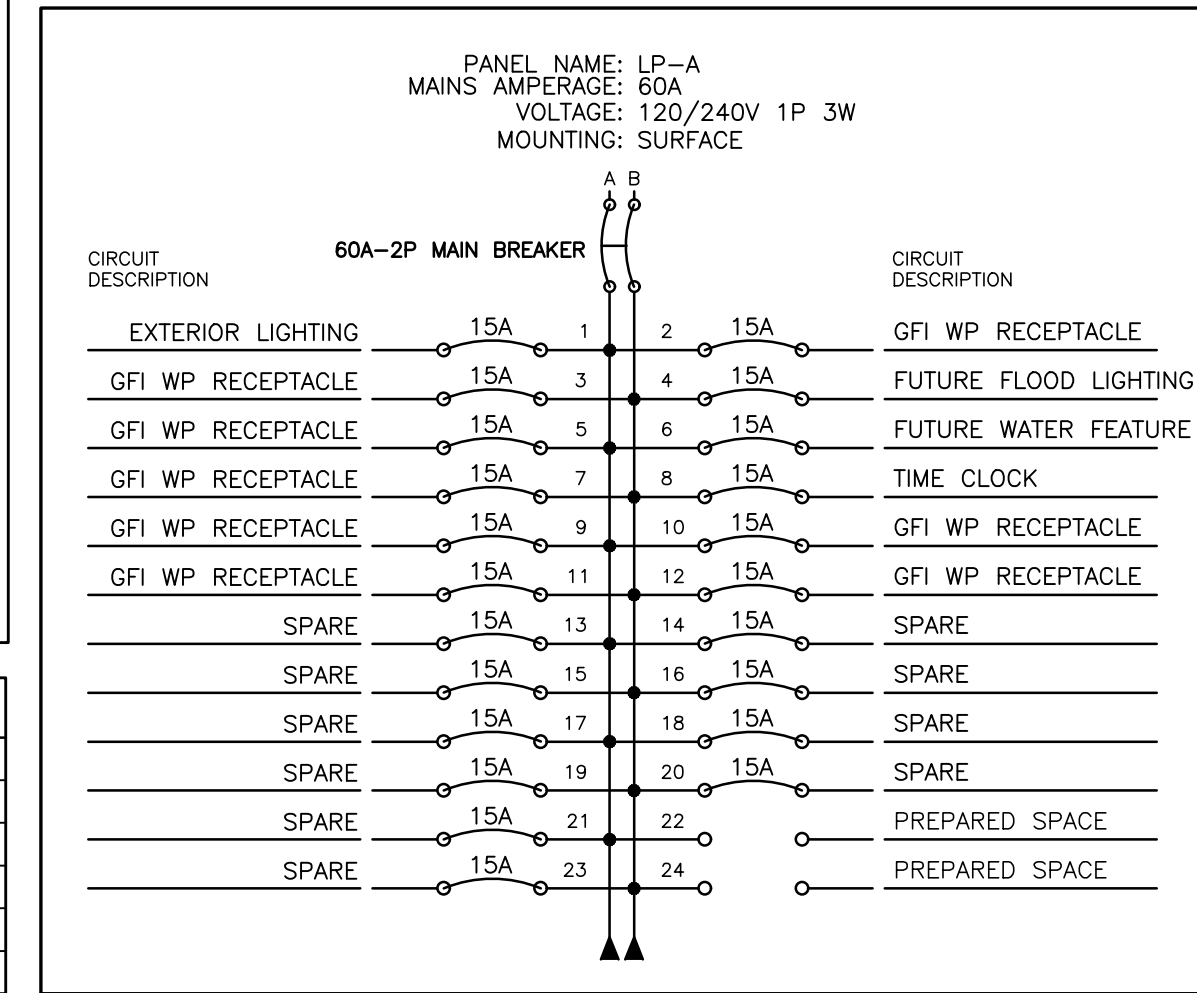
- ELECTRICAL SPECIFICATION**
- GENERAL
 - THE CANADIAN STANDARD FORM OF CONSTRUCTION CONTRACT AND GENERAL CONDITIONS GOVERNING THE SAME CCCC PARTS 1 TO 12 INCLUSIVE ARE HEREBY MADE A PART OF THIS SPECIFICATION.
 - ALL WORK SHALL BE IN FULL ACCORDANCE WITH THE REQUIREMENTS OF THE ONTARIO ELECTRICAL CODE, ELECTRICAL SAFETY AUTHORITY (ESA), AND THE LOCAL INSPECTION DEPARTMENT REQUIREMENTS.
 - THIS CONTRACTOR IS REQUIRED TO PAY ALL FEES TO THE ESA FOR FIELD INSPECTION.
 - THIS CONTRACTOR SHALL MAINTAIN LIABILITY INSURANCE AS REQUIRED.
 - ALL WORKMANSHIP SHALL BE EXECUTED TO A STANDARD DETERMINED BY GOOD PRACTICE. THE ELECTRICAL CONTRACTOR SHALL GUARANTEE THE INSTALLATION FOR ONE YEAR FROM SUBSTANTIAL COMPLETION.
 - THE ELECTRICAL CONTRACTOR SHALL SUBMIT ONE SET OF ELECTRONIC PDF SHOP DRAWINGS OR SIX SETS OF HARD COPY SHOP DRAWINGS TO THE ARCHITECT. MATERIALS SHALL NOT BE ORDERED UNTIL REVIEW HAS BEEN COMPLETED. APPROVAL IS FOR GENERAL DESIGN AND ARRANGEMENT ONLY.
 - THE OWNERS RESERVE THE RIGHT TO ALTER THE LOCATION OF ANY ITEM UP TO TEN FEET (3m) WITHOUT INCURRING EXTRA COSTS, PROVIDED THE REQUEST IS MADE PRIOR TO INSTALLATION.
 - ALL MATERIAL AND EQUIPMENT USED ON THIS PROJECT SHALL BE C.S.A. APPROVED, ESA FIELD EVALUATED, OR MUST BEAR AN ESA RECOGNIZED CERTIFICATION MARK.
 - ALL CUTTING AND PATCHING FOR ELECTRICAL WORK SHALL BE DONE BY THE GENERAL CONTRACTOR AT THE ELECTRICAL CONTRACTOR'S EXPENSE.
 - THE DRAWINGS AND SPECIFICATIONS SHALL BE READ IN CONJUNCTION WITH THE SITE DRAWINGS AND SPECIFICATIONS. ANY DISCREPANCIES OR CONTRADICTIONS SHALL BE BROUGHT TO THE CONSULTANT'S ATTENTION. TENDER SHALL BE BASED UPON THE SPECIFIED EQUIPMENT AND MATERIAL. REQUESTS FOR CONSIDERATION OF ALTERNATES TO THE SPECIFIED MATERIALS SHALL BE MADE TO THE CONSULTANT ONE WEEK PRIOR TO TENDER CLOSING AND SHALL INCLUDE MANUFACTURER, MODEL, AND COST MODIFICATION. COSTS OF ANY CHANGE REQUIRED TO OTHER TRADES AS A RESULT OF USING ALTERNATE EQUIPMENT ARE TO BE INCURRED BY THE ELECTRICAL CONTRACTOR.
 - ALL CLAIMS FOR EXTRA WORK NOT COVERED IN THE CONTRACT TO BE SUBMITTED WITH A COMPLETE BREAKDOWN OF MATERIAL AND LABOUR.
 - DO NOT SCALE THESE DRAWINGS. ALL DIMENSIONS ARE TO BE TAKEN FROM THE ARCHITECTURAL DRAWINGS AND CONFIRMED ON SITE.
 - ALL OVERTIME WORK SHALL BE CARRIED OUT WITH NO ADDITIONAL COST TO THE OWNER.
 - ELECTRICAL EQUIPMENT
 - ALL BELOW GRADE WIRING SHALL BE RWU90 COPPER IN RIGID PVC CONDUIT UNLESS OTHERWISE NOTED.
 - THE ELECTRICAL SERVICE EQUIPMENT, EACH METALLIC PIPING SYSTEM, AND EACH CONDUIT SYSTEM SHALL BE PERMANENTLY AND EFFECTIVELY GROUNDED/BONDED IN ACCORDANCE WITH THE ONTARIO ELECTRICAL SAFETY CODE.
 - EXTRA CHARGES FOR PREMIUM TIME LABOUR SHALL BE INCLUDED IN THE TENDER PRICE, ALLOWING FOR AFTER HOURS, WEEKEND AND HOLIDAY LABOUR REQUIREMENTS.
 - LIGHT FIXTURES
 - ELECTRICAL CONTRACTOR SHALL INSTALL ALL FIXTURES AND LAMPS AS PER THE MANUFACTURERS SPECIFICATIONS.
 - THE ELECTRICAL CONTRACTOR SHALL SUPPLY AND INSTALL LIGHTING FIXTURES AS NOTED ON THE PLANS.
 - EXISTING CONDITIONS
 - THE CONTRACTOR SHALL VISIT THE SITE AND EXAMINE THE EXISTING CONDITIONS AND THEN MAKE NECESSARY ALLOWANCES IN HIS TENDER PRICE FOR REMOVAL, RELOCATION, REROUTING AND/OR RECONNECTION OF EXISTING ELECTRICAL EQUIPMENT AND WIRING, AS MAY BE NECESSARY FOR THE EXECUTION AND COMPLETION OF THIS PROJECT.
 - CLOSE OUT PROCEDURES
 - ELECTRICAL CONTRACTOR TO SUBMIT ESA CERTIFICATE OF INSPECTIONS.
 - ELECTRICAL CONTRACTOR IS TO PROVIDE RECORD DRAWINGS OF ACTUAL INSTALLATION TO OWNERS WITHIN 30 DAYS OF PROJECT COMPLETION. DRAWINGS ARE TO INCLUDE SINGLE LINE DIAGRAM OF DISTRIBUTION SYSTEM AND FLOOR PLANS SHOWING THE LOCATION OF DISTRIBUTION EQUIPMENT AND THE AREAS SERVED BY THAT EQUIPMENT.
 - AFTER COMPLETION OF WORK REMOVE ALL DEBRIS AND WASTE.
 - INSPECTIONS BY CONSULTANT
 - CONTRACTOR TO CONTACT CONSULTANTS OFFICE TO NOTIFY WHEN INSPECTIONS ARE REQUIRED. ALLOW FOR MINIMUM THREE BUSINESS DAYS OF NOTICE PRIOR TO INSPECTION.
 - INSPECTIONS ARE REQUIRED AT THE FOLLOWING MILESTONES:
 - FINAL INSPECTION




ELECTRICAL LEGEND	
☐ ^z	POLE LIGHT FIXTURE (z = TYPE AS PER SCHEDULE)
⊕	DUPLICATE RECEPTACLE
⊙	ROUGH-IN CONNECTION FOR FUTURE FLOOD LIGHTING
⊖	GROUND FAULT PROTECTION
⊖	WEATHERPROOF (WHILE IN-USE COVER)
⊖	POWER PEDESTAL

LUMINAIRE SCHEDULE					
TYPE	ACCEPTABLE MANUFACTURES	MODELS	CATALOGUE NUMBERS	DESCRIPTION NUM OF LAMPS VOLTAGE	LOCATION MOUNTING HEIGHT
AA	CYCLONE	HUDT4A	HUDT4A NL 3HS 20W 3000K 120V RS DISTRIBUTION WITH HOUSE SIDE SHIELD	LED POST TOP 22W LED 120	WALKWAY POLE 4.55m A.F.G.

- NOTES:**
- ELECTRICAL CONTRACTOR TO CARRY \$10,000.00 AS AN ALLOWANCE IN BASE BID FOR LOCAL UTILITY CHARGES.
 - DUCTBANK IS TO BE TERMINATED AT THE NEW DIP POLE AS SHOWN FOR CONTINUATION BY THE LOCAL UTILITY. COORDINATE DUCT TERMINATION REQUIREMENT WITH UTILITY PRIOR TO INSTALLATION.
 - SUPPLY AND INSTALL FREE-STANDING METERED STREET LIGHT POWER PEDESTAL MANUFACTURED BY PEDESTAL SOLUTIONS INC. (PSI), CAT.#SLM421-CUSTOM-24-15, 60A-2P MAIN BREAKER, 20-15A-1P BRANCH BREAKERS, WEATHERPROOF, METERED, TAMPER PROOF CABINET, DARK GREEN, PROVISION FOR PADLOCKING, MOUNTED ON A PRECAST FOUNDATION MANUFACTURED BY UTILICON ENGINEERED PRECAST CONCRETE PRODUCTS. CONFIRM PEDESTAL LOCATION ON SITE, METER TO BE MOUNTED ON BACK SIDE OF PEDESTAL.
 - SUPPLY AND INSTALL ALL ALUMINUM WIRING AND CONDUIT AS SHOWN ON DRAWING. ROUTE WIRING AND CONDUIT BASED ON SITE CONDITIONS. UTILIZE HYDRO VACUUM EQUIPMENT FOR TRENCHING IN PROXIMITY TO TREES AND ESTABLISHED VEGETATION FOR THE INSTALLATION OF UNDERGROUND SERVICING.
 - PROVIDE AND INSTALL WEATHERPROOF GFI DUPLEX RECEPTACLES ON PRESSURE TREATED 4" X 4" POST AT 12" A.F.G. PROVIDE "WEATHERPROOF WHEN IN USE" LOCKABLE COVERS. CONFIRM LOCATION, MOUNTING HEIGHT AND WHICH DIRECTION THE RECEPTACLE SHOULD FACE WITH PROJECT MANAGER PRIOR TO ROUGH-IN. PROVIDE A SEPARATE CIRCUIT FOR EACH RECEPTACLE. WIRING TO BE RUN IN SUITABLE SIZED PVC DUCT BELOW GRADE.
 - NEW PEDESTAL SERVICE TO BE CONNECTED TO EXISTING OVERHEAD 120/240V SERVICE AT EXISTING POLE. ALL WORK TO BE COORDINATED WITH UTILITY.



5		
4		
3	ISSUED FOR PERMIT/TENDER	2022.04.13
2	ISSUED FOR REVIEW	2022.02.18
1		
No	REVISION	DATE



300 VICTORIA ST N, 2ND FL. KITCHENER, ON N2H 6R9		PH (519) 745-3703 FAX (519) 745-3581 WEB www.mighton.com
PROJECT TITLE: PROPOSED		
DURHAM STREET PARK		
312 DURHAM STREET EAST WALKERTON, ONTARIO		
DRAWING TITLE:		
SITE ELECTRICAL PLAN		
DRAWN BY:	B.E.	CUSTOMER PROJECT No.
CHECKED BY:	T.A.	MIGHTON PROJECT No. 42096
DATE:	JANUARY 2022	DRAWING No. E1
SCALE	1:100	

