



**South Bruce Detachment**

**Inspector Krista Miller**

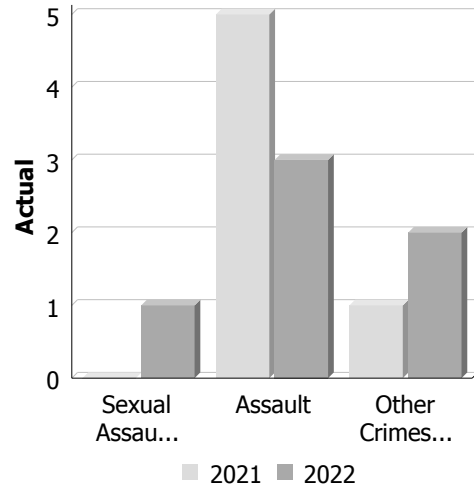
**Detachment Commander's Report  
Brockton Police Services Board**

**May 2022**

**Police Services Board Report for Brockton  
Records Management System  
May - 2022**

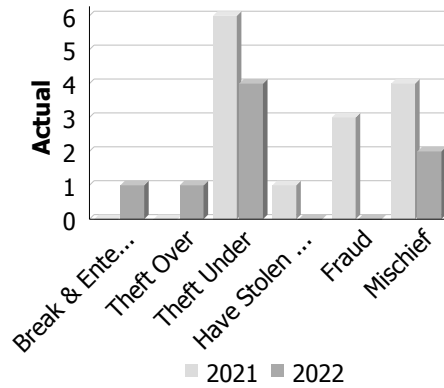
**Violent Crime**

Actual	May			Year to Date - May		
	2021	2022	% Change	2021	2022	% Change
Murder	0	0	--	0	0	--
Other Offences Causing Death	0	0	--	0	0	--
Attempted Murder	0	0	--	0	0	--
Sexual Assault	0	1	--	2	6	200.0%
Assault	5	3	-40.0%	15	13	-13.3%
Abduction	0	0	--	1	1	0.0%
Robbery	0	0	--	1	0	-100.0%
Other Crimes Against a Person	1	2	100.0%	12	11	-8.3%
<b>Total</b>	<b>6</b>	<b>6</b>	<b>0.0%</b>	<b>31</b>	<b>31</b>	<b>0.0%</b>



**Property Crime**

Actual	May			Year to Date - May		
	2021	2022	% Change	2021	2022	% Change
Arson	0	0	--	0	0	--
Break & Enter	0	1	--	8	6	-25.0%
Theft Over	0	1	--	2	9	350.0%
Theft Under	6	4	-33.3%	25	22	-12.0%
Have Stolen Goods	1	0	-100.0%	4	0	-100.0%
Fraud	3	0	-100.0%	15	9	-40.0%
Mischief	4	2	-50.0%	10	14	40.0%
<b>Total</b>	<b>14</b>	<b>8</b>	<b>-42.9%</b>	<b>64</b>	<b>60</b>	<b>-6.2%</b>



**Drug Crime**

Actual	May			Year to Date - May		
	2021	2022	% Change	2021	2022	% Change
Possession	0	0	--	0	2	--
Trafficking	0	0	--	2	1	-50.0%
Importation and Production	0	0	--	0	0	--
<b>Total</b>	<b>0</b>	<b>0</b>	<b>--</b>	<b>2</b>	<b>3</b>	<b>50.0%</b>

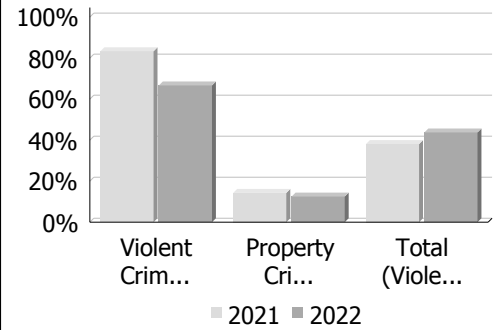


**Detachment:** 6I - SOUTH BRUCE  
**Location code(s):** 6I20 - WALKERTON  
**Area code(s):** 6011 - Brant, 6018 - Greenock, 6037 - Walkerton  
**Data source date:** 2022/05/28  
**Report Generated by:** Miller, Krista

**Report Generated on:**  
 Jun 3, 2022 2:03:22 PM  
 PP-CSC-Operational Planning-4300

**Police Services Board Report for Brockton  
Records Management System  
May - 2022**

<b>Clearance Rate</b>						
<b>Clearance Rate</b>	May			Year to Date - May		
	2021	2022	Difference	2021	2022	Difference
Violent Crime	83.3%	66.7%	-16.7%	83.9%	61.3%	-22.6%
Property Crime	14.3%	12.5%	-1.8%	17.2%	21.7%	4.5%
Drug Crime	--	--	--	50.0%	66.7%	16.7%
<b>Total (Violent, Property &amp; Drug)</b>	<b>38.1%</b>	<b>43.8%</b>	<b>5.6%</b>	<b>41.6%</b>	<b>40.0%</b>	<b>-1.6%</b>



Data contained within this report is dynamic in nature and numbers will change over time as the Ontario Provincial Police continue to investigate and solve crime.

**Data Utilized**

- Major Crimes
- Niche RMS All Offence Level Business Intelligence Cube

**Detachment:** 6I - SOUTH BRUCE

**Location code(s):** 6I20 - WALKERTON

**Area code(s):** 6011 - Brant, 6018 - Greenock, 6037 - Walkerton

**Data source date:**  
2022/05/28

**Report Generated by:**  
Miller, Krista

**Report Generated on:**  
Jun 3, 2022 2:03:22 PM  
PP-CSC-Operational Planning-4300

**Police Services Board Report for Brockton  
2022/May**

<b>Public Complaints</b>	
Policy	0
Service	0
Conduct	0

**Date information collected from Professional Standards Bureau Commander Reports:** 2022-06-03

**Data Source**

Ontario Provincial Police, Professional Standards Bureau Commander Reports

- Includes all public policy, service and conduct complaints submitted to the Office of the Independent Police Review Director (OIPRD)

<b>Secondary Employment</b>
-----------------------------

**Detachment:** 6I - SOUTH BRUCE

**Location code(s):** 6I20 - WALKERTON

**Area code(s):** 6011 - Brant (old association), 6018 - Greenock (old association), 6037 - Walkerton (old association)

**Report Generated by:**

Miller, Krista

**Report Generated on:**

Jun 3, 2022 2:13:45 PM

PP-CSC-Operational Planning-4300



## Calls For Service (CFS) Billing Summary Report

### Municipality of Brockton May - 2022

Billing Categories <i>(Billing categories below do not match traditional crime groupings)</i>		2022				2021			
		May	Year to Date	Time Standard	Year To Date Weighted Hours	May	Year to Date	Time Standard	Year To Date Weighted Hours
Violent Criminal Code	Sexual Assault	0	4	16.1	64.4	0	2	16.1	32.2
	Sexual Interference	1	2	16.1	32.2	0	0		0.0
	Assault With Weapon or Causing Bodily Harm-Level 2	1	5	16.1	80.5	2	5	16.1	80.5
	Assault-Level 1	0	5	16.1	80.5	4	12	16.1	193.2
	Assault Peace Officer	2	3	16.1	48.3	0	1	16.1	16.1
	Forcible confinement	0	1	16.1	16.1	0	1	16.1	16.1
	Robbery - Other	0	0		0.0	0	1	16.1	16.1
	Extortion	0	1	16.1	16.1	0	0		0.0
	Criminal Harassment	1	5	16.1	80.5	0	5	16.1	80.5
	Criminal Harassment - Offender Unknown	0	0		0.0	0	1	16.1	16.1
	Indecent/Harassing Communications	0	1	16.1	16.1	0	3	16.1	48.3
	Utter Threats -Master code	0	1	16.1	16.1	0	1	16.1	16.1
	Utter Threats to Person	1	5	16.1	80.5	1	6	16.1	96.6
	<b>Total</b>	<b>6</b>	<b>33</b>	<b>16.1</b>	<b>531.3</b>	<b>7</b>	<b>38</b>	<b>16.1</b>	<b>611.8</b>
	Property Crime Violations	Break & Enter	1	8	6.5	52.0	0	7	6.5
Break & Enter - steal firearm from motor vehicle		0	0		0.0	0	1	6.5	6.5
Theft Over - Trailers		0	2	6.5	13.0	0	0		0.0
Theft of Motor Vehicle		1	5	6.5	32.5	0	1	6.5	6.5
Theft of - Automobile		1	1	6.5	6.5	0	0		0.0
Theft of - Trucks		0	2	6.5	13.0	0	0		0.0
Theft of - Snow Vehicles		0	2	6.5	13.0	0	1	6.5	6.5
Theft Under -master code		0	0		0.0	0	3	6.5	19.5
Theft under - Bicycles		0	1	6.5	6.5	1	2	6.5	13.0
Theft under - Trailers		1	1	6.5	6.5	0	0		0.0
Theft under - Other Theft		3	14	6.5	91.0	4	18	6.5	117.0
Theft Under - Gasoline Drive-off		0	0		0.0	0	1	6.5	6.5
Theft FROM Motor Vehicle Under \$5,000		0	3	6.5	19.5	2	3	6.5	19.5
Theft Under \$5,000 [SHOPLIFTING]		0	4	6.5	26.0	0	0		0.0
Possession of Stolen Goods over \$5,000		0	0		0.0	0	2	6.5	13.0
Possession of Stolen Goods under \$5,000		0	0		0.0	1	2	6.5	13.0
Fraud -Master code		0	0		0.0	0	3	6.5	19.5
Fraud - False Pretence < = \$5,000		0	0		0.0	0	2	6.5	13.0
Fraud - Fraud through mails		0	0		0.0	0	1	6.5	6.5



## Calls For Service (CFS) Billing Summary Report

### Municipality of Brockton May - 2022

Billing Categories <i>(Billing categories below do not match traditional crime groupings)</i>		2022				2021				
		May	Year to Date	Time Standard	Year To Date Weighted Hours	May	Year to Date	Time Standard	Year To Date Weighted Hours	
Property Crime Violations	Fraud -Money/property/ security <= \$5,000	0	4	6.5	26.0	0	2	6.5	13.0	
	Fraud - Welfare benefits	0	1	6.5	6.5	0	0		0.0	
	Fraud - Other	0	6	6.5	39.0	3	8	6.5	52.0	
	Identity Fraud	0	0		0.0	0	1	6.5	6.5	
	Mischief - master code	2	13	6.5	84.5	3	8	6.5	52.0	
	Mischief [Graffiti - Non Gang Related]	0	0		0.0	0	1	6.5	6.5	
	Interfere with lawful use, enjoyment of property	0	0		0.0	1	1	6.5	6.5	
	Property Damage	0	4	6.5	26.0	0	2	6.5	13.0	
	<b>Total</b>	<b>9</b>	<b>71</b>	<b>6.5</b>	<b>461.5</b>	<b>15</b>	<b>70</b>	<b>6.5</b>	<b>455.0</b>	
Other Criminal Code Violations (Excluding traffic)	Offensive Weapons-Possession of Weapons	0	0		0.0	0	1	7.7	7.7	
	Offensive Weapons-Other Offensive Weapons	0	0		0.0	1	1	7.7	7.7	
	Offensive Weapons-Other Weapons Offences	0	0		0.0	1	1	7.7	7.7	
	Bail Violations - Fail To Comply	0	12	7.7	92.4	1	10	7.7	77.0	
	Bail Violations - Appearance Notice	0	0		0.0	0	1	7.7	7.7	
	Bail Violations - Others	0	0		0.0	0	1	7.7	7.7	
	Possession Of Counterfeit Money	0	1	7.7	7.7	0	0		0.0	
	Disturb the Peace	1	4	7.7	30.8	1	3	7.7	23.1	
	Child Pornography -Other	0	0		0.0	0	1	7.7	7.7	
	Child Pornography - Making or distributing	0	0		0.0	0	1	7.7	7.7	
	Obstruct Public Peace Officer	0	2	7.7	15.4	0	0		0.0	
	Fail to Attend Court	0	1	7.7	7.7	0	2	7.7	15.4	
	Breach of Probation	1	14	7.7	107.8	0	9	7.7	69.3	
	Breach of Trust -Public officer (fraud-corruption)	0	1	7.7	7.7	0	0		0.0	
	Contraband Tobacco	0	0		0.0	1	1	7.7	7.7	
	Animals - Others	0	0		0.0	0	1	7.7	7.7	
	<b>Total</b>	<b>2</b>	<b>35</b>	<b>7.7</b>	<b>269.5</b>	<b>5</b>	<b>33</b>	<b>7.7</b>	<b>254.1</b>	
	Drug Possession	Possession Other Controlled Drugs and Substance Act	0	2	7.0	14.0	0	0		0.0
		Possession - Methamphetamine (Crystal Meth)	0	1	7.0	7.0	0	0		0.0
Drug related occurrence		0	1	7.0	7.0	1	4	7.0	28.0	
<b>Total</b>		<b>0</b>	<b>4</b>	<b>7.0</b>	<b>28.0</b>	<b>1</b>	<b>4</b>	<b>7.0</b>	<b>28.0</b>	



## Calls For Service (CFS) Billing Summary Report

### Municipality of Brockton May - 2022

Billing Categories <i>(Billing categories below do not match traditional crime groupings)</i>		2022				2021			
		May	Year to Date	Time Standard	Year To Date Weighted Hours	May	Year to Date	Time Standard	Year To Date Weighted Hours
Drugs	Trafficking Cocaine	0	1	55.1	55.1	0	0		0.0
	Trafficking Other Controlled Drugs and Substance Act	0	0		0.0	0	2	55.1	110.2
	<b>Total</b>	<b>0</b>	<b>1</b>	<b>55.1</b>	<b>55.1</b>	<b>0</b>	<b>2</b>	<b>55.1</b>	<b>110.2</b>
Statutes & Acts	Youth Criminal Justice Act (YCJA)	0	0		0.0	0	1	3.4	3.4
	Landlord/Tenant	1	16	3.4	54.4	1	6	3.4	20.4
	Mental Health Act	2	10	3.4	34.0	2	12	3.4	40.8
	Mental Health Act - No contact with Police	0	1	3.4	3.4	0	1	3.4	3.4
	Mental Health Act - Attempt Suicide	0	1	3.4	3.4	0	4	3.4	13.6
	Mental Health Act - Threat of Suicide	0	4	3.4	13.6	2	4	3.4	13.6
	Mental Health Act - Voluntary Transport	0	4	3.4	13.6	1	6	3.4	20.4
	Mental Health Act - Placed on Form	0	2	3.4	6.8	0	4	3.4	13.6
	Mental Health Act - Apprehension	0	0		0.0	0	2	3.4	6.8
	Trespass To Property Act	4	14	3.4	47.6	1	22	3.4	74.8
	<b>Total</b>	<b>7</b>	<b>52</b>	<b>3.4</b>	<b>176.8</b>	<b>7</b>	<b>62</b>	<b>3.4</b>	<b>210.8</b>
	Operational	Animal -Master code	1	1	3.7	3.7	0	2	3.7
Animal - Left in Vehicle		0	1	3.7	3.7	1	1	3.7	3.7
Animal Bite		1	1	3.7	3.7	0	1	3.7	3.7
Animal Stray		1	3	3.7	11.1	2	3	3.7	11.1
Animal Injured		0	1	3.7	3.7	3	5	3.7	18.5
Animal - Other		0	1	3.7	3.7	1	3	3.7	11.1
Domestic Disturbance		10	34	3.7	125.8	5	22	3.7	81.4
Suspicious Person		16	52	3.7	192.4	8	56	3.7	207.2
Phone -Nuisance - No Charges Laid		0	4	3.7	14.8	2	3	3.7	11.1
Phone -Obscene - No Charges Laid		0	1	3.7	3.7	0	0		0.0
Phone -Threatening - No Charges Laid		0	1	3.7	3.7	0	0		0.0
Phone -Other - No Charges Laid		0	1	3.7	3.7	0	6	3.7	22.2
Text- related Incident (Texting)		0	0		0.0	0	1	3.7	3.7
Fire - Building		3	9	3.7	33.3	2	5	3.7	18.5
Fire - Other		0	0		0.0	0	1	3.7	3.7
Insecure Condition -Master code		0	1	3.7	3.7	1	1	3.7	3.7
Insecure Condition - Building		0	1	3.7	3.7	0	0		0.0



## Calls For Service (CFS) Billing Summary Report

### Municipality of Brockton May - 2022

Billing Categories <i>(Billing categories below do not match traditional crime groupings)</i>		2022				2021			
		May	Year to Date	Time Standard	Year To Date Weighted Hours	May	Year to Date	Time Standard	Year To Date Weighted Hours
Operational	Missing Person 12 & older	0	1	3.7	3.7	1	5	3.7	18.5
	Missing Person Located Under 12	0	0		0.0	0	1	3.7	3.7
	Missing Person Located 12 & older	0	5	3.7	18.5	1	4	3.7	14.8
	Noise Complaint -Master code	2	6	3.7	22.2	5	30	3.7	111.0
	Noise Complaint - Vehicle	0	0		0.0	0	1	3.7	3.7
	Noise Complaint - Residence	0	1	3.7	3.7	1	2	3.7	7.4
	Noise Complaint - Animal	1	2	3.7	7.4	0	0		0.0
	Noise Complaint - Others	0	0		0.0	1	2	3.7	7.4
	Found Property -Master code	4	11	3.7	40.7	5	20	3.7	74.0
	Found - Vehicle Accessories	0	1	3.7	3.7	0	0		0.0
	Found-Personal Accessories	0	1	3.7	3.7	0	1	3.7	3.7
	Found-Household Property	0	0		0.0	0	1	3.7	3.7
	Found-Jewellery	0	1	3.7	3.7	0	0		0.0
	Found-Sporting Goods, Hobby Equip.	0	0		0.0	0	1	3.7	3.7
	Found-Bicycles	0	1	3.7	3.7	0	0		0.0
	Found - Gun	0	0		0.0	0	1	3.7	3.7
	Lost Property -Master code	0	2	3.7	7.4	1	2	3.7	7.4
	Lost-Personal Accessories	1	2	3.7	7.4	1	1	3.7	3.7
	Lost-Household Property	0	0		0.0	1	2	3.7	7.4
	Lost-Others	1	1	3.7	3.7	1	1	3.7	3.7
	Sudden Death - Natural Causes	2	6	3.7	22.2	0	4	3.7	14.8
	Sudden Death - Others	0	1	3.7	3.7	0	0		0.0
	Suspicious Vehicle	2	16	3.7	59.2	3	23	3.7	85.1
	Trouble with Youth	0	7	3.7	25.9	1	17	3.7	62.9
	Medical Assistance -Other	0	0		0.0	0	1	3.7	3.7
	Vehicle Recovered - Automobile	0	2	3.7	7.4	0	2	3.7	7.4
	Vehicle Recovered - Trucks	0	1	3.7	3.7	0	2	3.7	7.4
	Vehicle Recovered - Other	0	0		0.0	0	1	3.7	3.7
	Unwanted Persons	8	14	3.7	51.8	1	10	3.7	37.0
	Neighbour Dispute	7	20	3.7	74.0	13	25	3.7	92.5
	By-Law -Master code	1	2	3.7	7.4	0	0		0.0
	Other Municipal By-Laws	1	4	3.7	14.8	1	7	3.7	25.9
	Traffic By-Law	0	0		0.0	0	1	3.7	3.7
Assist Fire Department	0	0		0.0	0	1	3.7	3.7	





## Calls For Service (CFS) Billing Summary Report

### Municipality of Brockton May - 2022

Billing Categories <i>(Billing categories below do not match traditional crime groupings)</i>		2022				2021			
		May	Year to Date	Time Standard	Year To Date Weighted Hours	May	Year to Date	Time Standard	Year To Date Weighted Hours
Operational	Assist Public	22	81	3.7	299.7	7	48	3.7	177.6
	Distressed/Overdue Motorist	0	2	3.7	7.4	0	1	3.7	3.7
	Family Dispute	2	17	3.7	62.9	7	24	3.7	88.8
	Suspicious Package	1	1	3.7	3.7	0	0		0.0
	Protest - Demonstration	0	1	3.7	3.7	0	0		0.0
	<b>Total</b>	<b>87</b>	<b>322</b>	<b>3.7</b>	<b>1,191.4</b>	<b>76</b>	<b>352</b>	<b>3.7</b>	<b>1,302.4</b>
Operational2	False Holdup Alarm-Accidental Trip	1	2	1.3	2.6	0	2	1.3	2.6
	False Alarm -Others	7	42	1.3	54.6	5	30	1.3	39.0
	Keep the Peace	4	21	1.3	27.3	4	23	1.3	29.9
	911 call / 911 hang up	3	8	1.3	10.4	2	16	1.3	20.8
	911 hang up - Pocket Dial	0	0		0.0	0	2	1.3	2.6
	911 call - Dropped Cell	1	10	1.3	13.0	3	7	1.3	9.1
	<b>Total</b>	<b>16</b>	<b>83</b>	<b>1.3</b>	<b>107.9</b>	<b>14</b>	<b>80</b>	<b>1.3</b>	<b>104.0</b>
Traffic	MVC (MOTOR VEHICLE COLLISION) -Master code	0	2	3.5	7.0	0	0		0.0
	MVC - Personal Injury (MOTOR VEHICLE COLLISION)	0	7	3.5	24.5	2	4	3.5	14.0
	MVC - Prop. Dam. Non Reportable	1	26	3.5	91.0	3	22	3.5	77.0
	MVC - Prop. Dam. Reportable (MOTOR VEHICLE COLLISION)	9	66	3.5	231.0	6	42	3.5	147.0
	MVC - Prop. Dam. Failed to Remain (MOTOR VEHICLE COLLISION)	0	0		0.0	1	2	3.5	7.0
	MVC - Pers. Inj. Failed To Remain (MOTOR VEHICLE COLLISION)	0	0		0.0	0	1	3.5	3.5
	MVC - Fatal (MOTOR VEHICLE COLLISION)	0	1	3.5	3.5	0	1	3.5	3.5
	MVC - Others (MOTOR VEHICLE COLLISION)	0	0		0.0	0	1	3.5	3.5
	<b>Total</b>	<b>10</b>	<b>102</b>	<b>3.5</b>	<b>357.0</b>	<b>12</b>	<b>73</b>	<b>3.5</b>	<b>255.5</b>
<b>Total</b>	<b>137</b>	<b>703</b>		<b>3,178.5</b>	<b>137</b>	<b>714</b>		<b>3,331.8</b>	

**Note to Detachment Commanders:**

- The content of each report is to be shared by the Detachment Commander only with the municipality for which it was generated. The municipality may treat this as a public document and distribute it as they wish.
- All data is sourced from the Niche RMS application. Included are 'reported' occurrences (actuals and unfounded occurrences) for 'billable' occurrences ONLY. Data is refreshed on a weekly basis.
- The Traffic category includes motor vehicle collision (MVC) occurrences entered into Niche (UCR code 8521). MVCs are NOT sourced from the eCRS application for this report.
- Only the primary violation is counted within an occurrence.
- Time standards displayed are for the 2021 billing period.



## Calls For Service (CFS) Billing Summary Report

**Municipality of Brockton**  
**May - 2022**

### **Note to Municipalities:**

- Data contained within this report is dynamic in nature and numbers will change over time as the Ontario Provincial Police continues to investigate and solve crime.
- This report is NOT to be used for crime trend analysis as not all occurrences are included.
- Data groupings within this report do not match traditional crime groupings seen in other public reports such as the OPP Police Services Board reports or Statistics Canada reporting.



# Calls For Service (CFS) Billing Summary Report

## Municipality of Brockton May - 2022

Billing Categories <i>(Billing categories below do not match traditional crime groupings)</i>	2022				2021			
	May	Year to Date	Time Standard	Year To Date Weighted Hours	May	Year to Date	Time Standard	Year To Date Weighted Hours
Violent Criminal Code	6	33	16.1	531.3	7	38	16.1	611.8
Property Crime Violations	9	71	6.5	461.5	15	70	6.5	455.0
Other Criminal Code Violations (Excluding traffic)	2	35	7.7	269.5	5	33	7.7	254.1
Drug Possession	0	4	7.0	28.0	1	4	7.0	28.0
Drugs	0	1	55.1	55.1	0	2	55.1	110.2
Statutes & Acts	7	52	3.4	176.8	7	62	3.4	210.8
Operational	87	322	3.7	1,191.4	76	352	3.7	1,302.4
Operational2	16	83	1.3	107.9	14	80	1.3	104.0
Traffic	10	102	3.5	357.0	12	73	3.5	255.5
<b>Total</b>	<b>137</b>	<b>703</b>		<b>3,178.5</b>	<b>137</b>	<b>714</b>		<b>3,331.8</b>

### Note to Detachment Commanders:

- The content of each report is to be shared by the Detachment Commander only with the municipality for which it was generated. The municipality may treat this as a public document and distribute it as they wish.
- All data is sourced from the Niche RMS application. Included are 'reported' occurrences (actuals and unfounded occurrences) for 'billable' occurrences ONLY. Data is refreshed on a weekly basis.
- The Traffic category includes motor vehicle collision (MVC) occurrences entered into Niche (UCR code 8521). MVCs are NOT sourced from the eCRS application for this report.
- Only the primary violation is counted within an occurrence.
- Time standards displayed are for the 2021 billing period.

### Note to Municipalities:

- Data contained within this report is dynamic in nature and numbers will change over time as the Ontario Provincial Police continues to investigate and solve crime.
- This report is NOT to be used for crime trend analysis as not all occurrences are included.
- Data groupings within this report do not match traditional crime groupings seen in other public reports such as the OPP Police Services Board reports or Statistics Canada reporting.

**Brockton – May 2022**

Category	MAY 2020	MAY 2021	<b>MAY 2022</b>	3 Year Average
Crime Stoppers	1	2	<b>1</b>	1.3
Foot Patrol Hours	21.5	23.75	<b>16.75</b>	20.7

	<b>May 20221</b>	<b>May 2022</b>	<b>% Change</b>	<b>Average</b>
MVC Reportable	3	9	300	6
Traffic Hazard	2	4	200	3
Dangerous Operation	0	0	0	0
Fail To Remain	0	0	0	0
Impaired/Over 80	1	3	200	2
MVC Non-Report.	0	0	0	0
Other CC Drive	0	0	0	0
RIDE	4	5	25	4.5
Traffic Complaint	19	16	-16	17.5
Traffic Enforcement	18	9	-50	13.5

# Brockton Police Service Board Report

## Collision Reporting System

	<b>Incidents</b>		Year to Date –			
	May 2022		May 31st, 2022			
	2021	2022	% Change	2021	2022	% Change
Fatal	0	0	0%	1	1	0%
Personal Injury	2	0	-200 %	5	7	40%
Property Damage	10	10	0%	68	94	38%
<b>Total</b>	<b>12</b>	<b>10</b>	<b>-16%</b>	<b>73</b>	<b>102</b>	<b>39%</b>

**Brockton – Eticketing**

	E-Ticket	E-Warn
May 2021	78	46
May 2022	86	34

## **Calls for Service of Note**

### **Traffic**

South Bruce OPP started and ended the month of May with arresting individuals for Impaired Driving offences – arrests were made on May 1<sup>st</sup> and 2<sup>nd</sup> as well as May 30<sup>th</sup>.

The middle of the month presented a Stunt Driving charge – an 18 year old male driver was charged with driving twice the posted speed limit, travelling at 161 km/hour in a posted 80 km/hour zone on Highway 9.

South Bruce OPP has partnered with Perth County OPP and Huron County OPP to establish a long weekend Traffic team. Each Detachment has committed two members who will work together over the summer long weekends to target our identified high traffic volume corridors. The first weekend the team worked together was the May Long weekend. This resulted in increased visibility as well as enforcement resulting in increased public safety on our roadways for all three Detachment areas. Over 500 charges in total were laid over the long weekend with over 100 of those being in the South Bruce area.

### **Trespassing**

South Bruce OPP officers while out along the trail became aware of some individuals camping in the area. Officers worked with By Law as they served Trespass Notices on the individuals for camping on Municipal land.

### **Detachment Updates**

We would like to congratulate Tim EVANS and John HARDY who were the successful candidates in our recent Sgt competition. Sgt EVANS is already a member of South Bruce OPP and started his new assignment immediately. Sgt HARDY is joining us from Huron County OPP and will transfer in June. Both officers bring with them a wealth of experience and we look forward to their leadership to our platoons in the years to come.