



**Ontario Provincial Police
South Bruce Detachment**

Inspector Krista Miller

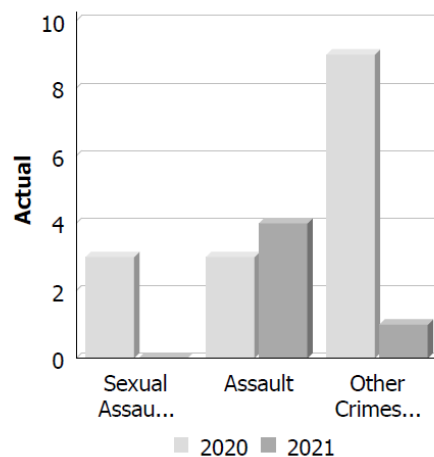
**Detachment Commander's Report
Brockton Police Services Board**

May 2021

Police Services Board Report for Brockton
Records Management System
May - 2021

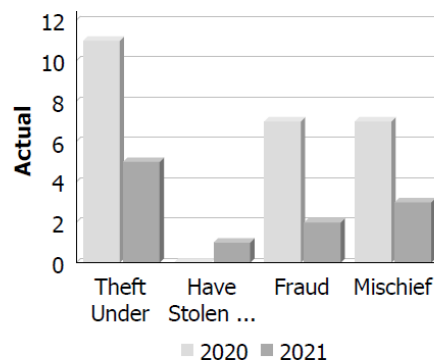
Violent Crime

Actual	May			Year to Date - May		
	2020	2021	% Change	2020	2021	% Change
Murder	0	0	--	0	0	--
Other Offences Causing Death	0	0	--	0	0	--
Attempted Murder	0	0	--	0	0	--
Sexual Assault	3	0	-100.0%	5	2	-60.0%
Assault	3	4	33.3%	16	14	-12.5%
Abduction	0	0	--	0	1	--
Robbery	0	0	--	0	1	--
Other Crimes Against a Person	9	1	-88.9%	19	12	-36.8%
Total	15	5	-66.7%	40	30	-25.0%



Property Crime

Actual	May			Year to Date - May		
	2020	2021	% Change	2020	2021	% Change
Arson	0	0	--	0	0	--
Break & Enter	0	0	--	24	6	-75.0%
Theft Over	0	0	--	8	2	-75.0%
Theft Under	11	5	-54.5%	38	24	-36.8%
Have Stolen Goods	0	1	--	0	3	--
Fraud	7	2	-71.4%	24	11	-54.2%
Mischief	7	3	-57.1%	24	9	-62.5%
Total	25	11	-56.0%	118	55	-53.4%



Drug Crime

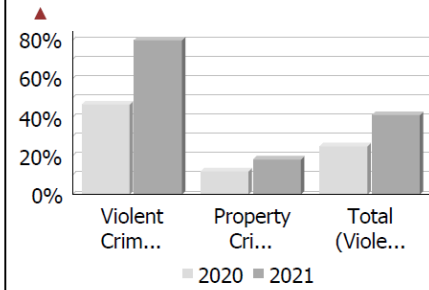
Actual	May			Year to Date - May		
	2020	2021	% Change	2020	2021	% Change
Possession	0	0	--	0	0	--
Trafficking	0	0	--	1	2	100.0%
Importation and Production	0	0	--	0	0	--
Total	0	0	--	1	2	100.0%



Police Services Board Report for Brockton
Records Management System
May - 2021

Clearance Rate

Clearance Rate	May			Year to Date - May		
	2020	2021	Difference	2020	2021	Difference
Violent Crime	46.7%	80.0%	33.3%	60.0%	80.0%	20.0%
Property Crime	12.0%	18.2%	6.2%	12.7%	14.6%	1.8%
Drug Crime	--	--	--	0.0%	50.0%	50.0%
Total (Violent, Property & Drug)	25.0%	41.2%	16.2%	27.1%	40.7%	13.6%





Calls For Service (CFS) Billing Summary Report

Municipality of Brockton May - 2021

Billing Categories (Billing categories below do not match traditional crime groupings)	2021				2020			
	May	Year to Date	Time Standard	Year To Date Weighted Hours	May	Year to Date	Time Standard	Year To Date Weighted Hours
Violent Criminal Code	6	37	16.0	592.0	17	48	16.0	768.0
Property Crime Violations	14	67	6.5	435.5	28	130	6.5	845.0
Other Criminal Code Violations (Excluding traffic)	5	34	7.8	265.2	8	80	7.8	624.0
Drug Possession	1	4	6.5	26.0	2	3	6.5	19.5
Drugs	0	2	45.9	91.8	0	1	45.9	45.9
Statutes & Acts	7	59	3.4	200.6	13	60	3.4	204.0
Operational	75	345	3.6	1,242.0	85	333	3.6	1,198.8
Operational2	14	80	1.3	104.0	26	77	1.3	100.1
Traffic	11	71	3.4	241.4	9	85	3.4	289.0
Total	133	699		3,198.5	188	817		4,094.3

Note to Detachment Commanders:

- The content of each report is to be shared by the Detachment Commander only with the municipality for which it was generated. The municipality may treat this as a public document and distribute it as they wish.
- All data is sourced from the Niche RMS application. Included are 'reported' occurrences (actuals and unfounded occurrences) for 'billable' occurrences ONLY. Data is refreshed on a weekly basis.
- The Traffic category includes motor vehicle collision (MVC) occurrences entered into Niche (UCR code 8521). MVCs are NOT sourced from the eCRS application for this report.
- Only the primary violation is counted within an occurrence.
- Time standards displayed are for the 2021 billing period.

Note to Municipalities:

- Data contained within this report is dynamic in nature and numbers will change over time as the Ontario Provincial Police continues to investigate and solve crime.
- This report is NOT to be used for crime trend analysis as not all occurrences are included.
- Data groupings within this report do not match traditional crime groupings seen in other public reports such as the OPP Police Services Board reports or Statistics Canada reporting.

Police Services Board Report for Brockton
2021/May

Public Complaints	
Policy	0
Service	0
Conduct	0

Date information collected from Professional Standards Bureau Commander Reports: 2021-06-08

Data Source

Ontario Provincial Police, Professional Standards Bureau Commander Reports

- Includes all public policy, service and conduct complaints submitted to the Office of the Independent Police Review Director (OIPRD)

Brockton Police Service Board Report

Collision Reporting System

	Incidents May 2021		Year to Date – May 31st, 2021			
	2020	2021	% Change	2020	2021	% Change
Fatal	0	0	0%	0	1	100%
Personal Injury	2	2	0%	6	5	-16 %
Property Damage	7	9	22%	79	65	-18%
Total	9	11	%	85	71	-16%

MOTOR VEHICLE COLLISION DATA
MUNICIPALITY OF BROCKTON
MAY 2021

Status	Incident Date	Incident Time	Location	Jurisdiction	RdHwy Intersection	Incident Type	Report Type
C	06 May 2021	12:50	9 9	BROCKTON	SIDEROAD 5 SOUTH	Non-Fatal Injury	Motor Veh
C	11 May 2021	23:00	CONCESSION 2 SDR	BROCKTON	7TH	Property Damage Only	Motor Veh
C	17 May 2021	17:45	CONCESSION 8	BROCKTON	BRUCE ROAD 19	Property Damage Only	Motor Veh
C	18 May 2021	16:13	9 9	BROCKTON	GREENOCK-BRANT	Property Damage Only	Motor Veh
C	21 May 2021	06:20	BRUCE ROAD 10	BROCKTON	BRUCE ROAD 22	Property Damage Only	Motor Veh
C	20 May 2021	15:49	BRUCE ROAD 3	BROCKTON	CONCESSION 8	Non-Fatal Injury	Motor Veh
C	23 May 2021	11:24	DURHAM	BROCKTON	JACKSON	Non-Fatal Injury	Motor Veh
C	24 May 2021	13:00	DURHAM	BROCKTON	MAY	Property Damage Only	Motor Veh
C	26 May 2021	21:30	9 9	BROCKTON	AUSTIN SIDEROAD NORTH	Property Damage Only	Motor Veh

Brockton – Traffic Statistics May 2021

Offence	May 2019	May 2020	May 2021	3 Year Average
Traffic Complaint	18	10	19	15.6
Traffic Hazard	7	1	3	3.6
RIDE Programs	12	0	4	5.3
Dangerous Operation	0	0	0	0
Traffic Enforcement	10	8	17	11.6
Impaired/Over 80	1	0	1	0.6
Warn Range Suspensions	1	0	0	0.3
Stunt Driving	2	2	1	1.6
Traffic Stops (All South Bruce)	377	402	371	383

Calls for Service of Note

Assaults

Two of the 4 reported Assaults involved Assault Police charges.

In two other occurrences the Assault involved a weapon.

One occurrence was an Assault that was interrupted by an off duty officer downtown Walkerton. This occurrence resulted in charges of Assault, Assault Police, Dangerous Driving and Flight from Police.

COVID Related

Officers responded to 19 COVID related calls for service in the month of May. One business location was identified as often having groups of people gathering – officers attended on a number of occasions to educate and disperse individuals who had gathered outside.

One COVID related charge laid in May within the Municipality of Brockton.

False Alarms

Four false alarms were reported for the month of May.

Crime Stoppers

South Bruce OPP received one Crime Stoppers tip during the month of May.